

ANNUAL REPORT 2015-2016

The C Program

SCDOT



Summary Report for the C Fund Program 2015/2016 State Fiscal Year

C Program Background:

Public roads and highways are the infrastructure for growth in South Carolina and building and maintaining them is a tremendous responsibility. The South Carolina Department of Transportation (SCDOT), like all state DOTs across the country, has quickly learned that the job is too big to accomplish without partners. The C Program is a long-established partnership between the SCDOT and the forty six counties of South Carolina to fund the improvements of state roads, county roads, city streets and other local transportation projects. It is successful because local leaders and citizens alike are willing to step up and work with SCDOT to meet the needs of their communities. Financial resources for roads and bridges are precious as the requirements far exceed available funding. SCDOT values the hard work and commitment of County Transportation Committee (CTC) members working with civic leaders to use these resources prudently for the advancement of local transportation projects. Sections A and B of South Carolina Code of Laws, §12-28-2740 (the C fund statute) state that two and sixty-six one-hundredths cents a gallon of the user fee on gasoline must be deposited with the State Treasurer and used in furtherance of a countywide transportation plan adopted by CTCs throughout the state.

Annual Report:

The nineteen County Transportation Committees listed in this report administered C Funds for their respective counties during the 2015/2016 state fiscal year. The individual county reports contained herein were prepared by each CTC and submitted to SCDOT. These individual reports have been compiled and are being submitted to the General Assembly as required by Section D of South Carolina Code of Laws §12-28-2740.

All nineteen CTCs programmed a sufficient quantity of transportation related projects on the state highway system to ensure compliance with the law. The annual reports demonstrate that collectively the nineteen self-administered CTCs expended \$17,187,797 of their recurring funds on the state highway system in the 2015/2016 state fiscal year compared to \$20,767,685 in the 2014/2015 state fiscal year. The data also illustrates forty eight percent of CTCs recurring apportionments were spent on the state system this year, although only twenty five percent of their apportionments are required to be expended according to state law.

Projections for the 2016/2017 State Fiscal Year:

At the beginning of the state's fiscal year, SCDOT sends each CTC Chairman the Committee's projected income for the upcoming year. This information is used for their transportation planning purposes during the course of the year. The projected revenue from the sale of gasoline allocated to the C Fund program for the current 2016/2017 state fiscal year is expected to be \$74,300,000. Minor increases or decreases in revenue that may occur can be attributed to modest fluctuations in the price and consumption of gasoline. It is expected any marginal variations in income to the CTCs typically would not translate into changes from the previous year in the number or magnitude of transportation related improvement projects being constructed throughout South Carolina. SCDOT's C Program Administration Office has worked very closely with all CTCs to ensure their transportation plans are current and applicable to the requirements stipulated in the C fund statute.

In 2016 the South Carolina General Assembly passed legislation (Proviso 117.135), which resulted in the authorization of \$50,000,000 in additional one-time (non-recurring) funding for the CTC program. Individual CTC's portion of the additional funding was determined in accordance with the allocation formula stipulated in the C fund statute. The new legislation specified CTCs shall utilize all of the non-recurring funds for use on the state-owned road system for paving, rehabilitation, resurfacing, and/or reconstruction, and bridge repair, replacement, or reconstruction. No funds from this allocation are to be used for any road, bridge, or highway that is not part of the state owned system. In an effort to assist the CTCs in identifying potential projects, the South Carolina Department of Transportation (SCDOT) evaluated the roads and bridges in each county using objective and quantifiable factors in a similar manner as was done to identify candidate projects for our own ACT 114 compliant resurfacing program. A list of candidates was provided to each CTC for their information. This list was not meant to bind the CTC, but to simply provide a starting point for the CTCs as they began their deliberations on selecting resurfacing projects.

Questions regarding the C Program can be directed to SCDOT's C Program Administrator, Herbert J. Cooper @ 803-737-0230.

**REPORT TO THE GENERAL ASSEMBLY
C FUND EXPENDITURES
FOR
SELF ADMINISTERED
COUNTY TRANSPORTATION COMMITTEES
JULY 1, 2015– JUNE 30, 2016**



ANDERSON COUNTY
BEAUFORT COUNTY
BERKELEY COUNTY
CHARLESTON COUNTY
CHEROKEE COUNTY
CHESTER COUNTY
CLARENDON COUNTY
COLLETON COUNTY
EDGEFIELD COUNTY
GREENVILLE COUNTY

GREENWOOD COUNTY
LANCASTER COUNTY
LAURENS COUNTY
LEXINGTON COUNTY
PICKENS COUNTY
SALUDA COUNTY
SPARTANBURG COUNTY
SUMTER COUNTY
YORK COUNTY

LISTING OF COUNTIES ADMINISTERING C FUNDS

- Section 1: Anderson County Transportation Committee
- Section 2: Beaufort County Transportation Committee
- Section 3: Berkeley County Transportation Committee
- Section 4: Charleston County Transportation Committee
- Section 5: Cherokee County Council
- Section 6: Chester County Council
- Section 7: Clarendon County Council
- Section 8: Colleton County Transportation Committee
- Section 9: Edgefield County Transportation Committee
- Section 10: Greenville County Transportation Committee
- Section 11: Greenwood County Transportation Committee
- Section 12: Lancaster County Transportation Committee
- Section 13: Laurens County Transportation Committee
- Section 14: Lexington County Council
- Section 15: Pickens County Transportation Committee
- Section 16: Saluda County Transportation Committee
- Section 17: Spartanburg County Transportation Committee
- Section 18: Sumter County Transportation Committee
- Section 19: York County Transportation Committee

ANDERSON CTC ANNUAL C FUND REPORT
 JULY 1, 2015 - JUNE 30, 2016
 RECURRING FUNDS

<u>INCOME AND EXPENSES</u>	
Balance of Funds as of July 1, 2015	\$ 5,098,677
Income:	
Funds Received for Period July 1, 2015 through June 30, 2016	\$ 3,404,851
Interest Earned for Period July 1, 2015 through June 30, 2016*	\$ -
Total Income	<u>\$ 3,404,851</u>

Expenses:	
Administrative Expenses	-
Local Paving Project Expenditures	\$ 2,601,984
State Road Project Expenditures	\$ 1,925,117
Total Expenditures	<u>\$ 4,527,101</u>
Balance of Funds as of June 30, 2016	<u>\$ 3,976,427</u>

<u>FUNDING COMMITMENTS</u>	
Local Paving Projects	\$ 979,101
State Road Projects	\$ 1,490,657
Total Committed Funds	<u>\$ 2,469,758</u>
Total Uncommitted Funds Available for New Projects	<u>\$ 1,506,669</u>

* Please note the ACTC has chosen to include all interest earned with H4230 for simplicity

LOCAL PAVING PROJECTS

LOCAL ROUTE	PROJECT DESCRIPTION	WORK TYPE	RESPONSIBLE AGENCY	BUDGET	TOTAL EXPENDITURES	CURRENT FISCAL YEAR EXPENDITURES	REMAINING BUDGET
various	Resurfacing of various roads in Anderson County	Resurface	Anderson Co	\$ 1,500,000	\$ 520,899	\$ 520,899	\$ 979,101
various	Resurfacing of various roads in Anderson County	Resurface	Anderson Co	\$ 1,664,600	\$ 1,441,092	\$ 1,274,999	\$ -
AN-10-16701	West Church Street	Resurf & Repair	City of Anderson	\$ 38,643	\$ 38,643	\$ 38,643	complete
HP-19-1743	South Shirley Street	Resurface	ACTC	\$ 98,000	\$ 73,038	\$ 66,496	complete
WM-07-2083	Woodmere Court	Repair & Resurf	ACTC	\$ 425,000	\$ 407,474	\$ 373,640	complete
WM-07-1974	Ellison S/Hill Ave	Repair & Resurf	Williamston	\$ 165,049	\$ 165,049	\$ 77,307	complete
various	Piedmont Water Sewer Project	Repair & Resurf	Anderson Co	\$ 250,000	\$ 250,000	\$ 250,000	complete
TOTALS				\$ 4,141,292	\$ 2,896,195	\$ 2,601,984	\$ 979,101

EXPENDITURES FOR LOCAL PAVING PROJECTS AS PERCENT OF TOTAL INCOME = 76.4%

STATE ROAD PROJECTS

ROAD - ROUTE	PROJECT DESCRIPTION	WORK TYPE	RESPONSIBLE AGENCY	BUDGET	EXPENDITURES	CURRENT FISCAL YEAR EXPENDITURES	REMAINING BUDGET
Various	Resurfacing of various state roads in Anderson Co. let with the H4230 program	Resurface	ACTC	\$ 2,589,000	\$ 1,098,343	\$ 1,098,343	\$ 1,490,657
various	Resurfacing of various state roads in Anderson Co.	Resurface	ACTC	\$ 989,691	\$ 870,572	\$ 826,774	\$ -
TOTALS				\$ 3,578,691	\$ 1,968,915	\$ 1,925,117	\$ 1,490,657

EXPENDITURES FOR STATE ROAD PROJECTS AS PERCENT OF TOTAL INCOME = 56.54%

ANDERSON CTC ANNUAL C FUND REPORT
 JULY 1, 2015 - JUNE 30, 2016
 NON-RECURRING FUNDS (H.4230)

<u>INCOME AND EXPENSES</u>	
Balance of Funds as of July 1, 2015	\$ -
Income:	
Funds Received for Period July 1, 2015 through June 30, 2016	\$ 7,571,519
Interest Earned for Period July 1, 2015 through June 30, 2016*	\$ 15,278
Total Income	<u>\$ 7,586,797</u>
Expenses:	
State Road Project Expenditures	\$ 425,031
Total Expenditures	<u>\$ 425,031</u>
Balance of Funds as of June 30, 2016	<u>\$ 7,161,766</u>
<u>FUNDING COMMITMENTS</u>	
State Road Projects	\$ 7,161,766
Total Commitments	<u>\$ 7,161,766</u>
Total Uncommitted Funds Available for New Projects	<u>\$ 0</u>

* Please note the ACTC has chosen to include all interest with H4230 roads for simplicity

STATE ROAD PROJECTS

ROAD - ROUTE	PROJECT DESCRIPTION	WORK TYPE	RESPONSIBLE AGENCY	BUDGET	EXPENDITURES	CURRENT FISCAL YEAR EXPENDITURES	REMAINING BUDGET
various	Resurfacing various state roads in Anderson Co.	Resurface	ACTC	\$ 7,586,797	\$ 425,031	425,031	\$ 7,161,766

TOTALS \$ 7,586,797 \$ 425,031 425,031 \$ 7,161,766

CTC Chairman: *Bruce A. Zarned*
(Signature)

Date: 10/13/16

PLEASE DISPLAY EACH PROJECT AS IT WAS AWARDED. (EXP. IF SMITH BROTHERS WAS AWARDED A CONTRACT FOR THE RESURFACING OF 15 DIFFERENT ROADS, THE PROJECT WOULD BE LISTED ONE TIME, NOT FOR EACH INDIVIDUAL ROAD)

**BEAUFORT COUNTY C FUND REPORT
JULY 1, 2015- JUNE 30, 2016
RECURRING FUNDS**

PAGE 1

9/19/2016

INCOME AND EXPENSES

Balance of Funds as of July 1, 2015 \$2,370,991

Income:

Funds Received for Period July 1, 2015 through June 30, 2016	\$2,312,873	
C Fund Return of Uncommitted Balance February 11, 2016	\$33,478	
Interest Earned for Period July 1, 2015 through June 30, 2016	\$19,587	
Total Income at June 30, 2016		<u>\$2,365,938</u>

Expenses:

Administrative Expenses	\$879	
Local Paving Project Expenditures	\$1,762,775	
State Road Project Expenditures	\$29,153	
Total Expenditures		<u>\$1,792,807</u>

Balance of Funds as of June 30, 2016 \$2,944,122

FUNDING COMMITMENTS

Local Paving Projects	\$301,080	
State Road Projects	\$809,020	
Total Committed Funds		<u>\$1,110,100</u>
Total Uncommitted Funds Available for New Projects		<u>\$1,834,022</u>

BEAUFORT COUNTY C FUND REPORT RECURRING FUNDS
JULY 1, 2015 - JUNE 30, 2016

9/19/2016

PAGE 2

LOCAL PAVING PROJECTS

LOCAL ROUTE	PROJECT DESCRIPTION	WORK TYPE	RESPONSIBLE AGENCY	BUDGET	TOTAL EXPENDITURES	CURRENT FY EXPENDITURES	REMAINING BUDGET
	Contract 48 Dirt Road Improvements						
	Wimbee Landing Rd Ph 1, Huspah Dr	Paving	County	\$1,161,903	\$1,161,903	\$94,978	\$0
	Contract 49 Dirt Road Improvements						
	Huspah Court S, Huspah Court N, Hohcaw Dr, Gator Ln, Turtle Ln, Wimbee Landing Rd Ph2	Paving	County	\$2,098,980	\$1,797,900	\$1,667,797	\$301,080
	TOTALS			\$3,260,883	\$2,959,803	\$1,762,775	\$301,080

EXPENDITURES FOR LOCAL PAVING PROJECTS AS PERCENT OF TOTAL INCOME = 73%

STATE ROAD PROJECTS

ROAD ROUTE	PROJECT DESCRIPTION	WORK TYPE	RESPONSIBLE AGENCY	BUDGET	TOTAL EXPENDITURES	CURRENT FY EXPENDITURES	REMAINING BUDGET
US 17	Repair Intersection Lights at McGarvey's Corner BCTC Approved Funding 2/11/15	Lighting Repair	County	\$29,153	\$29,153	\$29,153	\$0
S-7-253	City of Beaufort Sidewalk Repair Southside Blvd BCTC Approved Funding 5/20/15	Sidewalk	City	\$130,000	\$0	\$0	\$130,000
US21/SC170	Beaufort County Traffic Signal Enhancement & Data Collection US 21/SC 170 Intersection BCTC Approved Funding 5/18/16	Traffic Signal	County	\$187,000	\$0	\$0	\$187,000
Various Routes (See Attached Listing Page 5)	2016 SCDOT Road Resurfacing Project Contract Awarded 4/25/16 SCDOT Roads selected for Resurfacing by BCTC 9/16/15 Note 1	Resurfacing	County	\$492,020	\$0	\$0	\$492,020
	TOTALS			\$838,173	\$29,153	\$29,153	\$809,020

EXPENDITURES FOR STATE PROJECTS AS PERCENT OF TOTAL INCOME = 1%

Note 1: Total Bid \$5,599,857 plus 10% Contingency \$559,986
 Total Project Budget is \$6,159,843 \$5,667,823 funded
 by FY2016 Nonrecurring C Funds \$492,020 funded
 by Recurring C Funds

BEAUFORT COUNTY C FUND REPORT
JULY 1, 2015- JUNE 30, 2016
NON-RECURRING FUNDS (H. 4230)

PAGE 3

9/19/2016

INCOME AND EXPENSES

Balance of Funds as of July 1, 2015		\$0
Income:		
Funds Received for Period July 1, 2015 through June 30, 2016	\$5,667,823	
Interest Earned for Period July 1, 2015 through June 30, 2016	\$11,648	
Total Income at June 30, 2016		<u>\$5,679,471</u>
Expenses:		
State Road Project Expenditures	\$0	
Total Expenditures		<u>\$0</u>
Balance of Funds as of June 30, 2016		<u>\$5,679,471</u>

FUNDING COMMITMENTS

State Road Projects	\$5,667,823	
Total Committed Funds		<u>\$5,667,823</u>
Total Uncommitted Funds Available for New Projects		<u>\$11,648</u>

BEAUFORT COUNTY C FUND REPORT NON-RECURRING FUNDS
 JULY 1, 2015 - JUNE 30, 2016

9/19/2016

PAGE 4 PROJECTS FUNDED WITH NON-RECURRING FUNDS (H-4230)

STATE ROAD PROJECTS

ROAD ROUTE	PROJECT DESCRIPTION	WORK TYPE	RESPONSIBLE AGENCY	BUDGET	TOTAL EXPENDITURES	CURRENT FY EXPENDITURES	REMAINING BUDGET
Various Routes (See Attached Listing Page 5)	2016 SCDOT Road Resurfacing Project Contract Awarded 4/25/16 SCDOT Roads selected for Resurfacing by BCTC 9/16/15 Note 1	Resurfacing	County	\$5,667,823	\$0	\$0	\$5,667,823
TOTALS				\$5,667,823	\$0	\$0	\$5,667,823

Note 1 Total Bid \$5,599,857 plus 10% Contingency \$559,986
 Total Project Budget is \$6,159,843 \$5,667,823 funded
 by FY2016 Nonrecurring C Funds \$492,020 funded
 by Recurring C funds

CTC Chairman: Kraig Gordon / smf
 Date: 10-15-2016

BERKELEY COUNTY CTC ANNUAL C FUND REPORT
 JULY 1, 2015 - JUNE 30, 2016

INCOME AND EXPENSES

Balance of Funds as of July 1, 2015	\$ 9,624,204
Income:	
Funds Received for Period July 1, 2015 through June 30, 2016	\$ 2,683,288
Interest Earned for Period July 1, 2015 through June 30, 2016	\$ 2,803
Annual Appropriations	\$ 356,000
Total Income	\$ 3,042,091

Expenses:

Administrative Expenses	\$ 160
Local Paving Project Expenditures	\$ 1,088,601
State Road Project Expenditures	\$ 542,453
Total Expenditures	\$ 1,631,215
Balance of Funds as of June 30, 2016	\$ 11,035,080

FUNDING COMMITMENTS

Local Paving Projects	\$ 2,930,718
State Road Projects	\$ 434,263
Total Committed Funds	\$ 3,364,981
Total Uncommitted Funds Available for New Projects	\$ 7,670,099

LOCAL PAVING PROJECTS

LOCAL ROUTE	PROJECT DESCRIPTION	WORK TYPE	RESPONSIBLE AGENCY	BUDGET	TOTAL EXPENDITURES	CURRENT FISCAL YEAR EXPENDITURES	REMAINING BUDGET
09 B 006	Sangaree Parkway Sidewalk	Sidewalks & Related Improvements	Berkeley County	\$ 9,575	\$ -	\$ -	\$ 9,575.00
09 B 007	Tomaka Drive Sidewalk	Sidewalks & Related Improvements	Berkeley County	\$ 3,950	\$ 43,338.24	\$ -	\$ (838.24)
09 B 008	Longstreet Street Sidewalk	Sidewalks & Related Improvements	Berkeley County	\$ 19,250			
09 B 009	Beauregard Road Sidewalk	Sidewalks & Related Improvements	Berkeley County	\$ 19,300			
		Road Widening & Related Improvements					
09 B 012	Gaithersborough Drive	Improvements	Berkeley County	\$ 850,000	\$ 54,279.90	\$ 43,646.09	\$ 795,720.10
10 M 001	Moncks Corner Recreation Complex Road	Road Construction Paving & Related Improvements	Town of MC	\$ 325,000	\$ 162,500.00	\$ -	\$ 162,500.00
10 B 003	Trinity Church Road	Improvements	Berkeley County	\$ 670,000	\$ 897,293.20	\$ -	\$ (227,293.20)
10 H 004	Tanner Plantation Trail	Multipurpose Trail Engineering & Bid documents for widening & related improvements	City of Hanahan	\$ 66,400	\$ 66,400.00	\$ 67,160.27	\$ -
12 B 001	Gaithersborough Drive Design Revision		Berkeley County	\$ 50,000	\$ 49,137.93	\$ 6,896.87	\$ 862.07
14 B 001	2014 Local Street Resurfacing	Repair & Resurfacing	Berkeley County	\$ 1,150,000	\$ -	\$ -	\$ 1,150,000.00
16 B 001	2015 Local St Resurfacing	Repair & Resurfacing	Berkeley County	\$ 2,000,000	\$ 959,907.33	\$ 970,898.16	\$ 1,040,092.67
TOTALS				\$ 5,163,575	\$ 2,232,857	\$ 1,088,601	\$ 2,930,718

EXPENDITURES FOR LOCAL PAVING PROJECTS AS PERCENT OF TOTAL INCOME = 35.8%

STATE ROAD PROJECTS

ROAD - ROUTE	PROJECT DESCRIPTION	WORK TYPE	RESPONSIBLE AGENCY	BUDGET	EXPENDITURES	CURRENT FISCAL YEAR EXPENDITURES	REMAINING BUDGET
S-126	10 D 006 Mendel Rivers Rd	Repair & Resurfacing	SCDOT	\$ 568,000.00	\$ -	\$ -	\$ 568,000.00
S-708	11 D 003 Viper Rd	Repair & Resurfacing	SCDOT	\$ 82,500.00	\$ -	\$ -	\$ 82,500.00
	14 D 002 2014 SCDOT Resurfacing	Repair & Resurfacing	SCDOT	\$ 2,390,000.00	\$ 2,606,237.26	\$ 218,713.16	\$ (216,237.26)
	15 D 001 Caldwell Pinckney Memorial Sign	Signs	SCDOT	\$ 500.00	\$ 500.00	\$ 505.72	\$ -
	16 D 002 CTC SCDOT Hill Street Ditch		SCDOT	\$ 319,575.20	\$ 319,575.20	\$ 323,294.31	\$ -
TOTALS				\$ 3,360,575.20	\$ 2,926,312.46	\$ 542,453.19	\$ 434,262.74

EXPENDITURES FOR STATE ROAD PROJECTS AS PERCENT OF TOTAL INCOME = 17.83%

CTC Chairman:  (Signature)

Date: Dec 1, 2016

BERKELEY COUNTY CTC ANNUAL C FUND REPORT
 JULY 1, 2015 - JUNE 30, 2016
 NON-RECURRING FUNDS (H.4230)

<u>INCOME AND EXPENSES</u>	
Balance of Funds as of July 1, 2015	\$ -
Income:	
Funds Received for Period July 1, 2015 through June 30, 2016	\$ 7,345,316
Interest Earned for Period July 1, 2015 through June 30, 2016	\$ -
Total Income	\$ 7,345,316
Expenses:	
State Road Project Expenditures	\$ 7,701,327
Total Expenditures	\$ 7,701,327
Balance of Funds as of June 30, 2016	\$ (356,011)
<u>FUNDING COMMITMENTS</u>	
State Road Projects	\$ -
Total Commitments	\$ -
Total Uncommitted Funds Available for New Projects	\$ (356,011)

STATE ROAD PROJECTS

Project Number	PROJECT DESCRIPTION	WORK TYPE	RESPONSIBLE AGENCY	BUDGET	EXPENDITURES	CURRENT FISCAL YEAR EXPENDITURES	REMAINING BUDGET
16 D 001	Special CTC First Routes	Resurface	SCDOT	\$ 7,701,327	\$ 7,701,327	7,701,327	\$ -

TOTALS \$ 7,701,327 \$ 7,701,327 7,701,327 \$ -

CTC Chairman: *John R. Smith*
(Signature)

Date: Dec 02, 2016

PLEASE DISPLAY EACH PROJECT AS IT WAS AWARDED. (EXP. IF SMITH BROTHERS WAS AWARDED A CONTRACT FOR THE RESURFACING OF 15 DIFFERENT ROADS, THE PROJECT WOULD BE LISTED ONE TIME, NOT FOR EACH INDIVIDUAL ROAD)

**CHARLESTON COUNTY ANNUAL C FUND REPORT
JULY 2015 - JUNE 2016**

INCOME AND EXPENSES

Balance of Funds as of July 1, 2015 \$ 9,705,259
\$ 9,705,259

Income:
 Funds Received for Period July 1, 2015 through June 30, 2016 \$ 4,719,847
 Interest Earned for Period July 1, 2015 through June 30, 2016 69,486
 Total Income \$ 4,789,333

Expenses:
 Administrative Expenses \$ 695
 Local Road Project Expenditures \$ 3,686,410
 State Road Project Expenditures \$ 1,003,789
 Total Expenditures \$ 4,690,894
 Balance of Funds as of June 30, 2016 \$ 9,803,699

FUNDING COMMITMENTS

Local Road Projects \$ 3,879,661
 State Road Projects \$ 4,862,414
 Total Committed Funds \$ 8,742,075
 Total Uncommitted Funds Available for New Projects 22.2%
 Uncommitted Funds as Percent of Total Income =

CTC Chairman Wilton
 Date: Sept 30 2016

LOCAL PAVING PROJECTS

LOCAL ROUTE	Org Key	PROJECT DESCRIPTION	WORK TYPE	RESPONSIBLE AGENCY	BUDGET	TOTAL EXPENDITURES	Current Fiscal Year Expenditures	REMAINING BUDGET	Current Fiscal Year Expenditures in excess
W42046403		Ashtley Hall Plantation Rd Bridge		Charleston County	\$ 161,076	\$ 90,042	\$ 16,116	\$ 71,033	\$ -
W42046204		Botany Bay Road Paving	Paving	Charleston County	\$ 170,000	\$ 146,974	\$ -	\$ 23,028	\$ -
W42046602		Cathoun/W Hamilton		Charleston County	\$ 275,000	\$ -	\$ -	\$ 275,000	\$ -
W42046405		Jerdone Street Sidewalk Connection		Charleston County	\$ 35,000	\$ 31,154	\$ -	\$ 3,846	\$ -
W42046508		Jerdone Street Sidewalk Connection		Charleston County	\$ 50,000	\$ 35,346	\$ 35,346	\$ 14,654	\$ -
W42046506		Jerdone Street Sidewalk Connection		Charleston County	\$ 100,000	\$ 63,399	\$ 63,399	\$ 36,601	\$ -
W42046501		Klawah Parkway Sign		Charleston County	\$ 10,000	\$ -	\$ -	\$ 10,000	\$ -
W42046502		Lemontree and Jeffrey Road		Charleston County	\$ 100,000	\$ 91,703	\$ 91,578	\$ 8,298	\$ -
W42046507		Lincolnville Misc	Road Materials	Charleston County	\$ 175,000	\$ 118,507	\$ 110,158	\$ 56,493	\$ -
W42046510		Lincolnville Misc		Charleston County	\$ 180,000	\$ 106,343	\$ 2,987	\$ 73,657	\$ -
W42046304		Maxville Rd Extension		Charleston County	\$ 50,000	\$ 33,745	\$ -	\$ 16,255	\$ -
W42046302		Melrose Traffic Study 13		Charleston County	\$ 75,000	\$ 6,775	\$ -	\$ 68,225	\$ -
W42046503		New Road Rocking US 17		Charleston County	\$ 100,000	\$ 100,000	\$ 100,000	\$ -	\$ -
W42046401		Northwoods Blvd Right Turn		Charleston County	\$ 200,068	\$ 188,841	\$ -	\$ 159	\$ -
W42046303		Northwoods Blvd Right Turn		Charleston County	\$ 100,000	\$ 58,962	\$ -	\$ 41,038	\$ -
W42046504		Northwoods Blvd Sidewalk		Charleston County	\$ 200,000	\$ 41,831	\$ 5,706	\$ 158,369	\$ -
W42046201		Palmetto Fort Subdivision		Charleston County	\$ 100,000	\$ 375	\$ -	\$ 99,625	\$ -
W42006511		Pavement Management	Software	Charleston County	\$ 75,000	\$ 54,916	\$ -	\$ 20,084	\$ -
W42046504		Pk W Blvd Sidewalk		Charleston County	\$ 210,000	\$ 2,321	\$ 2,321	\$ 207,679	\$ -
W42046603		Porcher School Road Paving		Charleston County	\$ 100,000	\$ -	\$ -	\$ 100,000	\$ -
W42046001		Proj Req Evalu	Resurfacing	Charleston County	\$ 20,000	\$ 16,280	\$ -	\$ 3,720	\$ -
W42040001		Resurfacing		Charleston County	\$ 10,327,777	\$ 8,651,169	\$ 3,188,551	\$ 2,266,607	\$ -
W42047501		Road Raising Pavement		Charleston County	\$ 52,794	\$ 91,324	\$ -	\$ 1,470	\$ -
W42047902		S Rhett Connection	Ready-to-Construct	Charleston County	\$ 460,208	\$ 467,015	\$ -	\$ 53,191	\$ -
W42045004		Specification Book	Spec book	Charleston County	\$ 35,000	\$ 2,189	\$ -	\$ 32,811	\$ -
W42046301		Tort Liability Insurance		Charleston County	\$ 10,000	\$ 6,624	\$ -	\$ 3,376	\$ -
W42046601		Tort Liability Insurance		Charleston County	\$ 175,000	\$ 106,462	\$ 263	\$ 68,538	\$ -
W42046202		Trexler Ave		Charleston County	\$ 140,000	\$ -	\$ -	\$ 140,000	\$ -
W42046505		WA Greenway Extension Surfacing	Paving	Charleston County	\$ 218,101	\$ 209,572	\$ 150,000	\$ 8,529	\$ -
W42006305		West Boundary		Charleston County	\$ 150,000	\$ 150,000	\$ -	\$ -	\$ -
W42006712		West Dolphin	Drainage	Charleston County	\$ 25,000	\$ 17,622	\$ -	\$ 7,378	\$ -
W42046404		West Mission Street Rock Broad		Charleston County	\$ 14,723,953	\$ 10,850,292	\$ 3,836,410	\$ 3,879,561	\$ -
		TOTALS				\$ 10,850,292	\$ 3,836,410	\$ 3,879,561	\$ -

EXPENDITURES FOR LOCAL ROAD PROJECTS AS PERCENT OF TOTAL INCOME =

77.0%

STATE ROAD PROJECTS

ROAD ROUTE	Orig Key	PROJECT DESCRIPTION	WORK TYPE	RESPONSIBLE AGENCY	BUDGET	TOTAL EXPENDITURES	Current Fiscal Year Expenditures	REMAINING BUDGET	Current Fiscal Year Expenditures in excess
	W42047405	45th to 52nd Avenue Drainage		Charleston County	\$ 100,000.00	\$ -	\$ -	\$ 100,000.00	\$ -
	W42047605	46th-52nd Ave Drain		Charleston County	\$ 100,000	\$ -	\$ -	\$ 100,000	\$ -
	W42047402	Angel Oak Elementary Drainage		Charleston County	\$ 35,000	\$ 24,765	\$ -	\$ 10,235	\$ -
S-1656	W42047305	Arlington Dr Sidewalk		Charleston County	\$ 125,000	\$ 118,014	\$ -	\$ 6,986	\$ -
	W42047501	Ashley Avenue Drainage 2nd St		Charleston County	\$ 50,000	\$ 50,000	\$ 17,738	\$ (0)	\$ -
	W42047602	Camp Road Sidewalk		Charleston County	\$ 301,500	\$ 37,920	\$ 37,920	\$ 263,642	\$ -
S-659	W42047007	Cherry St Improvements	Roadway Construction	Charleston County	\$ 77,765	\$ 52,530	\$ 31,858	\$ 25,235	\$ -
S-658	W42047103	Cherry St Improvements	Roadway Construction	Charleston County	\$ 70,000	\$ -	\$ -	\$ 70,000	\$ -
S-728	W42047202	Cherry St Improvements	Roadway Construction	Charleston County	\$ 100,000	\$ 152	\$ -	\$ 99,848	\$ -
	W42047101	Dogwood Rd Sidewalk	Sidewalks	Charleston County	\$ 225,000	\$ 175,561	\$ -	\$ 49,439	\$ -
	W42047507	Dorchester Road Sidewalk		Charleston County	\$ 44,039	\$ -	\$ -	\$ 44,039	\$ -
	W42047603	E Montague Ave Crosswalks		Charleston County	\$ 250,000	\$ 217	\$ 217	\$ 249,783	\$ -
	W42047502	Folly Road Turns Study		Charleston County	\$ 100,000	\$ -	\$ -	\$ 100,000	\$ -
I526 Ramp	W42047102	I526 West Turn Lane	Intersection Improvement	Charleston County	\$ 280,000	\$ 257,135	\$ -	\$ 22,865	\$ -
	W42047407	Lauda Dr at Mathis Ferry Study		Charleston County	\$ 17,042	\$ 8,596	\$ -	\$ 8,446	\$ -
S-881	W42047109	Lincoln Ave Sidewalk	Sidewalk	Charleston County	\$ 80,000	\$ 790	\$ -	\$ 79,210	\$ -
	W42047406	Long Pt Rd Wando Park Blvd		Charleston County	\$ 95,000	\$ 89,394	\$ -	\$ 5,646	\$ -
S-599	W42007808	Middle Street Drainage	Drainage	Charleston County	\$ 50,000	\$ 50,000	\$ 25,397	\$ 0	\$ -
Various	W42047110	Museum Signs		Charleston County	\$ 7,000	\$ -	\$ -	\$ 7,000	\$ -
SC 7	W42047205	Northbridge Park Path		Charleston County	\$ 50,000	\$ -	\$ -	\$ 50,000	\$ -
	W42047601	Pelzer Drive Sidewalk		Charleston County	\$ 75,000	\$ -	\$ -	\$ 75,000	\$ -
	W42047503	Pelzer Drive Sidewalk		Charleston County	\$ 200,000	\$ 32,924	\$ 8,113	\$ 167,076	\$ -
S-9	W42047302	Pinckney St Boardwalk		Charleston County	\$ 100,000	\$ 25,960	\$ 11,435	\$ 74,040	\$ -
	W42047604	Ravens Intersection		Charleston County	\$ 45,000	\$ 3,127	\$ 7,388	\$ 217,612	\$ -
S-963/1595 (90% local, 10% St)	W42046903	Red Sunset	Intersection	Charleston County	\$ 150,000	\$ 109,529	\$ 486	\$ 40,471	\$ -
SC 41	W42040901	Resurfacing	Resurfacing	Charleston County	\$ 8,764,352	\$ 6,497,746	\$ 339,752	\$ 2,266,606	\$ -
	W42047503	Rivertown DW Rt Turn		Charleston County	\$ 265,000	\$ 265,000	\$ 265,000	\$ -	\$ -
SC41	W42047506	Rivertown Dunes West		Charleston County	\$ 225,000	\$ 162,469	\$ 162,469	\$ 62,531	\$ -
	W42047204	Rivertown Parkway/Dunes W		Charleston County	\$ 95,157	\$ 95,157	\$ 34,645	\$ 4,843	\$ -
Various	W42047404	Savage Road Sidewalk		Charleston County	\$ 250,000	\$ 92,516	\$ 31,383	\$ 157,484	\$ -
Various	W42047201	SCDOT Dedication Signs FY12		Charleston County	\$ 5,000	\$ 2,750	\$ 1,000	\$ 2,250	\$ -
Various	W42047301	SCDOT Dedication Signs FY13		Charleston County	\$ 5,000	\$ -	\$ -	\$ 5,000	\$ -
	W42047401	SCDOT Dedication Signs FY14		Charleston County	\$ 5,000	\$ -	\$ -	\$ 5,000	\$ -
S-589	W42047607	Scotta Street		Charleston County	\$ 50,000	\$ 16,158	\$ 16,158	\$ 33,842	\$ -
US17/SC174	W42047307	Sta 22.5 to Sta 23 Sidewalk		Charleston County	\$ 50,000	\$ 30,060	\$ -	\$ 19,940	\$ -
	W42047903	US17N at SC174 Turn Lane	Turn lane	Charleston County	\$ 154,350	\$ 100,958	\$ (10,298)	\$ 53,392	\$ -
	W42047504	West 8th Street Extend		Charleston County	\$ 325,000	\$ -	\$ -	\$ 325,000	\$ -
		TOTALS			\$ 13,221,048	\$ 8,358,635	\$ 1,003,789	\$ 4,862,414	\$ -

21.0%

EXPENDITURES FOR STATE ROAD PROJECTS AS PERCENT OF TOTAL INCOME =

CHARLESTON CTC ANNUAL C FUND REPORT
 JULY 1, 2015 - JUNE 30, 2016
 NON-RECURRING FUNDS (H.4230)

<u>INCOME AND EXPENSES</u>	
Balance of Funds as of July 1, 2015	\$ -
Income:	
Funds Received for Period July 1, 2015 through June 30, 2016	\$ 9,020,924
Interest Earned for Period July 1, 2015 through June 30, 2016	\$ -
Total Income	\$ 9,020,924
Expenses:	
State Road Project Expenditures	\$ 237,801
Total Expenditures	\$ 237,801
Balance of Funds as of June 30, 2016	\$ 8,783,123
<u>FUNDING COMMITMENTS</u>	
State Road Projects	\$ 8,783,123
Total Commitments	\$ 8,783,123
Total Uncommitted Funds Available for New Projects	\$ -

CHARLESTON CTC ANNUAL C FUND REPORT
 STATE ROAD PROJECTS - NON-RECURRING FUNDS (H.4230)

Project Number	PROJECT DESCRIPTION	WORK TYPE	RESPONSIBLE AGENCY	BUDGET	EXPENDITURES	CURRENT FISCAL YEAR EXPENDITURES	REMAINING BUDGET
W42048601	Resurfacing FY 2016	Resurface	Charleston County	9,020,924 \$	237,801 \$	237,801 \$	8,783,123 \$

TOTALS

\$ 9,020,924 \$ 237,801 \$ 237,801 \$ 8,783,123

CHEROKEE COUNTY CTC ANNUAL C FUND REPORT
 JULY 1, 2015 - JUNE 30, 2016

INCOME AND EXPENSES

Balance of Funds as of July 1, 2015.....	\$ 1,007,486
Income:	
Funds Received for Period July 1, 2015 through June 30, 2016	\$ 1,280,633
Interest Earned for Period July 1, 2015 through June 30, 2016	\$ -
Total Income.....	\$ 1,280,633
Expenses:	
Administrative Expenses	\$ -
Local Paving Project Expenditures	\$ 1,279,073
State Road Project Expenditures	\$ 580,745
State Road Match Expenditures	\$ 35,000
Total Expenditures	\$ 1,894,818
Balance of Funds as of June 30, 2016.....	\$ 393,301

FUNDING COMMITMENTS

Local Paving Projects	\$ 51,714
State Road Projects	\$ 85,723
State Road Match Projects	\$ -
Total Committed Funds	\$ 137,437
Total Uncommitted Funds Available for New Projects.....	\$ 255,864

LOCAL PAVING PROJECTS

LOCAL ROUTE	PROJECT DESCRIPTION	WORK TYPE	RESPONSIBLE AGENCY	BID #	BUDGET	TOTAL EXPENDITURES	CURRENT FISCAL YEAR EXPENDITURES	REMAINING BUDGET
2015-2016		RESURFACE	COUNTY	2016-02	1,115,837	1,157,058	1,157,058	(41,221)
2014-2015	COMMITTED AT 6/30/15	RESURFACE	COUNTY	2014-32	118,541	118,541	118,541	-
GRAVEL		GRAVEL	COUNTY		3,475	3,475	3,475	-
GRAVEL		GRAVEL	COUNTY	2015-04	-	-	-	-
TOTALS					\$ 1,237,852	\$ 1,279,073	\$ 1,279,073	\$ (41,221)

EXPENDITURES FOR LOCAL PAVING PROJECTS AS PERCENT OF TOTAL INCOME = 99.9%

STATE ROAD PROJECTS

ROAD - ROUTE	PROJECT DESCRIPTION	WORK TYPE	RESPONSIBLE AGENCY	BUDGET	EXPENDITURES	CURRENT FISCAL YEAR EXPENDITURES	REMAINING BUDGET
2015-2016		RESURFACE	COUNTY	624,693	570,585	570,585	54,108
2014-2015	COMMITTED AT 6/30/15	RESURFACE	COUNTY	-	-	-	-
MARKINGS AND PAINTING		MARKINGS	COUNTY	4,842	3,900	3,900	942
2014-2015	COMMITTED AT 6/30/15	TESTING	COUNTY	473	759	759	(286)
TESTING		TESTING	COUNTY	3,500	4,000	4,000	(500)
2014-2015	COMMITTED AT 6/30/15	SIGNAGE	ST/COUNTY	1,000	1,000	1,000	-
OTHER		SIGNAGE	ST/COUNTY	500	500	500	-
TOTALS				\$ 635,008	\$ 580,745	\$ 580,745	\$ 54,264

STATE ROAD MATCH PROJECTS

ROAD - ROUTE	PROJECT DESCRIPTION	WORK TYPE	RESPONSIBLE AGENCY	CTC PROGRAM MATCH FUNDS COMMITTED	EXPENDITURES**	CURRENT FISCAL YEAR EXPENDITURES	REMAINING BUDGET	CURRENT FISCAL YEAR EXPENDITURES IN EXCESS OF MATCH AMOUNT*
P029345	STATE ENHANCEMENT PROJECT	INFRASTRUCTURE	SCDOT	\$ 35,000	\$ 35,000	\$ 35,000	\$ -	\$ -
TOTALS				\$ 35,000	\$ 35,000	\$ 35,000	\$ -	\$ -

EXPENDITURES FOR STATE ROAD PROJECTS AND MATCH PROJECTS IN EXCESS OF MATCH AMOUNT AS PERCENT OF TOTAL INCOME = 48%

* Note: For match programs only CTC expenditures in excess of match amounts may be applied towards meeting the 25% requirement for expenditure on the state highway system.

** Funds sent to SCDOT for up-front of 25% of estimated cost.

CHEROKEE COUNTY CTC ANNUAL C FUND REPORT
 NON-RECURRING FUNDS (H.4230)
 JULY 1, 2015 - JUNE 30, 2016

INCOME AND EXPENSES

Balance of Funds as of July 1, 2015	\$ -
Income:	
Funds Received for Period July 1, 2015 through June 30, 2016	\$ 2,963,709
Interest Earned for Period July 1, 2015 through June 30, 2016	\$ -
Total Income	\$ 2,963,709

Expenses:

State Road Project Expenditures	\$ -
Total Expenditures	\$ -
Balance of Funds as of June 30, 2016	\$ 2,963,709

FUNDING COMMITMENTS

State Road Projects	\$ -
Total Committed Funds	\$ -
Total Uncommitted Funds Available for New Projects	\$ 2,963,709

FUNDING COMMITMENTS

STATE ROAD PROJECTS

ROAD - ROUTE	PROJECT DESCRIPTION	WORK TYPE	RESPONSIBLE AGENCY	BUDGET	EXPENDITURES	CURRENT FISCAL YEAR EXPENDITURES	REMAINING BUDGET
TOTALS							
				\$ -	\$ -	\$ -	\$ -

CTC Chairman:  TIM SPENCER
 Date: 9/29/16

CHESTER COUNTY CTC ANNUAL C FUND REPORT
JULY 1, 2015 - JUNE 30, 2016

INCOME AND EXPENSES

Balance of Funds as of July 1, 2015		\$ 870,588
Income:		
Funds Received for Period July 1, 2015 through June 30, 2016	\$ 1,023,746	
Reimbursements - Local Sources July 1, 2015 to June 30, 2016	\$ 51,239	
Interest Earned for Period July 1, 2015 through June 30, 2016	\$ 4,860	
Total Income	\$ 1,079,846	
Expenses:		
Local Paving Project Expenditures	\$ 781,082	
State Road Project Expenditures	\$ 372,240	
Total Expenditures	\$ 1,153,322	
Balance of Funds as of June 30, 2016	\$ 797,112	

FUNDING COMMITMENTS

Local Paving Projects		\$ 32,718
State Road Projects	-	
Total Committed Funds	\$ 32,718	
Total Uncommitted Funds Available for New Projects	\$ 764,394	

LOCAL PAVING PROJECTS

LOCAL ROUTE	PROJECT DESCRIPTION	WORK TYPE	RESPONSIBLE AGENCY	BUDGET	TOTAL EXPENDITURES	CURRENT FISCAL YEAR EXPENDITURES	REMAINING BUDGET
Various	Miscellaneous - Sign Material/Striping/Asphalt Patching/Rock	Misc.	County	\$ 38,315	\$ 38,315	\$ 38,315	\$ 0
Various	Emergency Roadway Flood Repair (Blade Run Road)	Drainage improvement	County	\$ 96,920	\$ 96,920	\$ 96,920	\$ -
Various	Chester Engineering IDC - Dennis Corp. 2015 CTC Consulting	Inventory/ Inspection / Evaluation	County	\$ 100,000	\$ 75,814	\$ 68,231	\$ 4,468
	2015 Road Improvement Program			\$	\$ 24,896	\$ 24,996	
	Emergency Road Repair			\$	\$ 4,306	\$ 4,306	
Various	Chester Construction IDC - Dennis Corp.	Inspection	County	\$ 170,331	\$ 170,331	\$ 65,917	\$ (0)
Various	2015 Road Improvement Program - (16 Roadways throughout County)	Resurfacing	County	\$ 502,079	\$ 484,397	\$ 484,397	\$ 17,882
TOTALS				\$ 907,645	\$ 895,079	\$ 781,082	\$ 22,149

EXPENDITURES FOR LOCAL PAVING PROJECTS AS PERCENT OF TOTAL INCOME = 72.3%

STATE ROAD PROJECTS

ROAD ROUTE	PROJECT DESCRIPTION	WORK TYPE	RESPONSIBLE AGENCY	BUDGET	EXPENDITURES	CURRENT FISCAL YEAR EXPENDITURES	REMAINING BUDGET
S-130	Wilson Street - Sidewalk Project	Resurfacing	SCDOT	\$ 18,240	\$ 18,240	\$ 18,240	\$ -
S-12-442 S-12-285	Davis Drive, Gardendale Circle, Crestwood Drive	Resurfacing	County	\$ 354,000	\$ 354,000	\$ 354,000	\$ -
TOTALS				\$ 372,240	\$ 372,240	\$ 372,240	\$ -

EXPENDITURES FOR STATE ROAD PROJECTS AS PERCENT OF TOTAL INCOME =

34.47%

CTC Chairman: 
(Signature)

Date: 20 Oct 2016

CHESTER COUNTY CTC ANNUAL C FUND REPORT
JULY 1, 2015 - JUNE 30, 2016
NON-RECURRING FUNDS (H.4230)

<u>INCOME AND EXPENSES</u>	
Balance of Funds as of July 1, 2015	\$ -
Income:	
Funds Received for Period July 1, 2015 through June 30, 2016	\$ 2,942,076
Interest Earned for Period July 1, 2015 through June 30, 2016	\$ 9,276
Total Income	\$ 2,951,352
Expenses:	
State Road Project Expenditures	\$ 146,154
Total Expenditures	\$ 146,154
Balance of Funds as of June 30, 2016	\$ 2,805,198
<u>FUNDING COMMITMENTS</u>	
State Road Projects	\$ 2,795,922
Total Commitments	\$ 2,795,922
Total Uncommitted Funds Available for New Projects	\$ 9,276

STATE ROAD PROJECTS

Project Number	PROJECT DESCRIPTION	WORK TYPE	RESPONSIBLE AGENCY	BUDGET	EXPENDITURES	CURRENT FISCAL YEAR EXPENDITURES	REMAINING BUDGET
285	Resurfacing S-12-324, S-12-54, S-12-70, S-12-442, S-12-	Resurface	County	\$ 2,942,076	\$ 146,154	146,154	\$ 2,795,922

TOTALS \$ 2,942,076 \$ 146,154 \$ 146,154 \$ 2,795,922

CTC Chairman: 
 (Signature)

Date: 20 OCT 16

**CLARENDON COUNTY ANNUAL C PROGRAM REPORT
JULY 2015 - JUNE 2016
Recurring Funds**

INCOME AND EXPENSES:

Balance of Funds as of July 1, 2015		\$313,897
Income:		
Funds Received for Period July 1, 2015 through June 30, 2016	1,204,474	
Other Funds Received - Local	4,500	
Interest Earned for Period July 1, 2015 through June 30, 2016	1,021	
Total Income:		<u>1,209,995</u>
Expenses:		
Local Paving Projects	1,319,426	
State Road Projects	222,922	
State Road Match	113,788	
Total Expenses:		<u>1,656,137</u>
Balance of Funds as of June 30, 2016		<u><u>(\$132,244)</u></u>

FUNDING COMMITMENTS:

Local Paving Projects	165,189	
State Road Projects (Recurring)	33,070	
Total Committed Funds		<u>\$198,259</u>
Total Uncommitted Funds Available for New Projects		<u>(\$330,503)</u>
Uncommitted Funds as a Percentage of Total Income		N/A
Local Expenditures as a Percentage of Total Income		109.0%
State Road Project Expenditures as a Percentage of Total Income		27.8%

Clarendon County C-Program Statement

Local Route	Project Description	Work type	Responsible Agency	Total Budget	Total Expenditures	Current Yr Expenditures	Remaining Budget	Completed Variance	Status*
Local Paving Projects									
N/A	Road Signage/Materials	Materials	County	50,000.00	11,454.99	11,454.99	38,545.01	n/a	O
N/A	Reconstituted Asphalt	Materials	County	56,000.00	56,000.00	56,000.00	-	-	C
N/A	Cold Mix Asphalt	Materials	County	3,475.00	3,475.02	3,475.02	-	(0.02)	C
N/A	Crushed Concrete	Materials	County	131,525.00	129,591.38	129,591.38	-	1,933.62	C
N/A	Brogdan Rd Group	Improvement	County	341,064.00	301,298.08	294,556.60	39,765.92	n/a	O
N/A	Clubhouse Rd Group	Improvement	County	498,968.00	498,533.52	17,386.11	-	434.48	C
N/A	Wallace Rd	Improvement	County	178,062.00	178,305.96	6,437.71	-	(243.96)	C
N/A	Farmhouse Rd Group	Improvement	County	321,401.00	317,169.22	8,229.78	-	4,231.78	C
N/A	Joseph Rogers Blvd (70% County)	Resf & patch	County	170,172.00	170,172.45	2,482.20	-	(0.45)	C
N/A	Summiterton Fire Station	Improvement	County	76,330.00	74,230.00	74,230.00	-	2,100.00	C
N/A	J.C. Britton Park Access	Improvement	County	41,645.00	41,645.00	315.00	-	-	C
N/A	Welsh Poppy Cir	Improvement	County	107,403.50	97,422.43	97,422.43	9,981.07	n/a	O
N/A	Maggie Ln	Improvement	County	86,027.02	77,273.44	77,273.44	8,753.58	n/a	O
N/A	City of Manning Parking	Improvement	City of Manning	120,000.00	120,000.00	120,000.00	-	-	C
N/A	Pine Knoll Subdivision	Resf & patch	County	182,712.67	161,741.40	161,741.40	20,971.27	n/a	O
N/A	Library Parking Lot	Resf & patch	County	57,210.67	48,159.60	48,159.60	9,051.07	n/a	O
N/A	Pringle Rd	Improvement	County	163,496.75	136,155.27	136,155.27	27,341.48	n/a	O
N/A	Courthouse Parking	Resf & patch	County	85,295.00	74,515.50	74,515.50	10,779.50	n/a	O
Totals				2,670,787.61	2,497,143.26	1,319,426.43	165,188.90	8,455.45	
State Road Projects (Recurring)									
S-686	Richburg St	Resf & patch	County	52,967.00	52,967.45	729.00	0	(0.45)	C
S-769	Commerce Dr	Resf & patch	County	117,010.00	117,010.00	1,638.00	0	-	C
S-546	Ram Bay Rd	Resf & patch	County	119,215.00	119,215.00	2,772.00	0	-	C
S-677	Joseph Rogers Blvd (30% State)	Resf & patch	County	72,931.00	72,931.05	1,063.80	0	(0.05)	C
US 521	Drainage Study - Church St	Study	County	12,290.00	-	-	12,290.00	n/a	O
S-625	Country Club Cir	Resf & patch	SCDOT	130,000.00	130,000.00	130,000.00	0	n/a	O
S-769	Huggins St - Sidewalk	Resf & patch	City of Manning	107,500.00	86,719.40	86,719.40	20,780.60	n/a	O
Totals				611,913.00	578,842.90	222,922.20	33,070.10	(0.50)	
State Road Match Projects (Recurring)									
S-400	Dingle Pond Rd	Resf & patch	SCDOT	113,788.00	113,788.00	113,788.00	0	n/a	O
Totals				3,396,488.61	3,189,774.16	1,656,136.63	198,260.00	8,454.95	

TOTAL COMMITTED FUNDS

198,260

* C - Project completed
 * O - Open
 1 Represents funds sent to SC DOT for project administration

9/19/16
 (Date)

By:  Dwight L. Stewart, Jr., Chairman
 Clarendon County Transportation Committee

CLARENDON COUNTY ANNUAL C PROGRAM REPORT
JULY 2015 - JUNE 2016
Non-recurring Funds

INCOME AND EXPENSES:

Balance of Funds as of July 1, 2015		\$0
Income:		
Non-recurring Proviso Funding	3,309,835	
Interest Earned for Period July 1, 2015 through June 30, 2016	3,810	
Total Income:	<u>3,313,646</u>	
Expenses:		
State Road Projects	0	
Total Expenses:		0
Balance of Funds as of June 30, 2016		<u><u>\$3,313,646</u></u>

FUNDING COMMITMENTS:

State Road Projects (Non-recurring)	<u>3,052,504</u>	
Total Committed Funds		<u>\$3,052,504</u>
Total Uncommitted Funds Available for New Projects		<u>\$261,142</u>

Clarendon County C-Program Statement
Non-recurring Funds

Project Description	Local Route	Work type	Responsible Agency	Total Budget	Total Expenditures	Current Yr Expenditures	Remaining Budget	Completed Variance	Status*
2016 Contracted Roadwork (CR Jackson)	Various ¹		County	3,052,503.87	-	-	3,052,503.87	n/a	O
Totals				3,052,503.87	-	-	3,052,503.87	-	

TOTAL COMMITTED FUNDS

3,052,504

* C - Project completed

* O - Open

¹ As reported seperately to SC DOT in monthly reporting

9/19/16

(Date)

By: **Dwight L. Stewart, Jr., Chairman**
Clarendon County Transportation Committee

COLLETON COUNTY CTC ANNUAL C FUND REPORT
 JULY 1, 2015 - JUNE 30, 2016
 RECURRING FUNDS

<u>INCOME AND EXPENSES</u>	
Balance of Funds as of July 1, 2015	\$ 5,259,608
Income:	
Funds Received for Period July 1, 2015 through June 30, 2016	\$ 1,647,173
CTC Reimbursement from Colleton County	\$ 66,991
Interest Earned for Period July 1, 2015 through June 30, 2016	\$ 28,491
Total Income	\$ 1,742,656
Expenses:	
Administrative Expenses	\$ 9
Local Paving Project Expenditures	\$ 3,537,444
State Road Project Expenditures	\$ 462,426
Total Expenditures	\$ 3,999,880
Balance of Funds as of June 30, 2016	\$ 3,002,384
<u>FUNDING COMMITMENTS</u>	
Local Paving Projects	\$ 2,484,776
State Road Projects	\$ 282,336
Total Committed Funds	\$ 2,767,112
Total Uncommitted Funds Available for New Projects	\$ 235,272

LOCAL PAVING PROJECTS

LOCAL ROUTE	PROJECT DESCRIPTION	WORK TYPE	RESPONSIBLE AGENCY	BUDGET	TOTAL EXPENDITURES	CURRENT FISCAL YEAR EXPENDITURES	REMAINING BUDGET
15.008	Dirt Road Paving	Dirt Road Paving	County	\$ 3,951,045	\$ 2,220,335	\$ 1,758,138	\$ 1,730,710
15.011	Bama Road Drainage Project	Drainage	County	\$ 68,000	\$ 49,360	\$ 30,009	\$ 18,640
15.013	Dirt Road Rocking (Closed 8/17/15)	Dirt Road Rocking	County	\$ 1,132,132	\$ 1,032,811	\$ 490,333	\$ -
15.021	Dirt Road Rocking #2	Dirt Road Rocking	County	\$ 1,969,391	\$ 1,258,964	\$ 1,258,964	\$ 710,427
15.023	PRT Grant Match (Rails to Trails)	Sidewalk	County	\$ 25,000	\$ -	\$ -	\$ 25,000
TOTALS				\$ 7,145,568	\$ 4,561,470	\$ 3,537,444	\$ 2,484,776

215%

EXPENDITURES FOR LOCAL PAVING PROJECTS AS PERCENT OF TOTAL INCOME =

STATE ROAD PROJECTS

ROAD - ROUTE	PROJECT DESCRIPTION	WORK TYPE	RESPONSIBLE AGENCY	BUDGET	TOTAL EXPENDITURES	CURRENT FISCAL YEAR EXPENDITURES	REMAINING BUDGET
15 C 0041576	Enhancement - Sidewalk Phase V - Palmetto Blvd	Sidewalk	SCDOT	\$ 322,360	\$ 322,360	\$ -	\$ -
15 C P027541	Edisto Beach Drainage & Road Improvements	Drainage	SCDOT	\$ 217,500	\$ 217,500.00	\$ -	\$ -
15 PEC P027541	Edisto Beach Drainage & Road Improvements	Drainage	SCDOT	\$ 32,500	\$ 32,500	\$ -	\$ -
15 C P027542	Jacksonboro Road Resurfacing	Resurfacing	SCDOT	\$ 340,000	\$ 340,000	\$ -	\$ -
15 C P028818	Federal Aid Resurfacing Project # 15.028779	Resurfacing	SCDOT	\$ 1,227,368	\$ 1,227,368	\$ -	\$ -
15 C P028128	US 15/Tuskegee Rd Intersection Improvement	Intersect. Impr.	SCDOT	\$ 540,000	\$ 540,000	\$ -	\$ -
15 PEC P028128	US 15/Tuskegee Rd Intersection Improvement	Intersect. Impr.	SCDOT	\$ 60,000	\$ 60,000	\$ -	\$ -
15 C P029189	Resurfacing US-21 in Ruffin	Resurfacing	SCDOT	\$ 434,000	\$ 434,000	\$ 434,000	\$ -
15 PEC P029189	Resurfacing US-21 in Ruffin	Resurfacing	SCDOT	\$ 1,000	\$ 1,000	\$ 1,000	\$ -
I-95 Loop	Jeffertes Hwy. Resurfacing	Resurfacing	City of Walterboro	\$ 100,000	\$ -	\$ -	\$ 100,000
15.018	Rivers Street Drainage	Drainage	County	\$ 75,000	\$ 56,745	\$ 1,508	\$ 18,255
15.020	Hwy 64 Sidewalk	Sidewalk	County	\$ 150,000	\$ 25,919	\$ 25,919	\$ 124,081
15.024	Leith Lane (S-15-189) Improvements	Resurfacing	County	\$ 40,000	\$ -	\$ -	\$ 40,000
TOTALS				\$ 3,539,728	\$ 3,257,392	\$ 462,426	\$ 282,336

28%

EXPENDITURES FOR STATE ROAD PROJECTS AS PERCENT OF TOTAL INCOME =

CTC Chairman: James O. Riley, Jr.
(Signature)

Date: 10-18-16

COLLETON COUNTY CTC ANNUAL C FUND REPORT
 JULY 1, 2015 - JUNE 30, 2016
 NON-RECURRING FUNDS

<u>INCOME AND EXPENSES</u>	\$
Balance of Funds as of July 1, 2015	-
Income:	
Funds Received for Period July 1, 2015 through June 30, 2016	\$ 4,694,342
Interest Earned for Period July 1, 2015 through June 30, 2016	\$ 7,273
Total Income	\$ 4,701,615

Expenses:	
Administrative Expenses	\$ 9
Local Paving Project Expenditures	\$ -
State Road Project Expenditures	\$ 76,777
Total Expenditures	\$ 76,786
Balance of Funds as of June 30, 2016	\$ 4,624,829

<u>FUNDING COMMITMENTS</u>	\$
Local Paving Projects	-
State Road Projects	\$ 4,617,565
Total Committed Funds	\$ 4,617,565
Total Uncommitted Funds Available for New Projects	\$ 7,264

STATE ROAD PROJECTS

ROAD - ROUTE	PROJECT DESCRIPTION	WORK TYPE	RESPONSIBLE AGENCY	BUDGET	TOTAL EXPENDITURES	CURRENT FISCAL YEAR EXPENDITURES	REMAINING BUDGET
15.022 - State Secondary One Time Funds		Resurfacing	County	\$ 4,694,342	\$ 76,777	\$ 76,777	\$ 4,617,565
TOTALS				\$ 4,694,342	\$ 76,777	\$ 76,777	\$ 4,617,565

100%

EXPENDITURES FOR STATE ROAD PROJECTS AS PERCENT OF TOTAL INCOME =

CTC Chairman: James D. Riley, Jr.
(Signature)

Date: 10-13-16

EDGEFIELD CTC ANNUAL C FUND REPORT
JULY 1, 2015 - JUNE 30, 2016
 Recurring Funds

<u>INCOME AND EXPENSES</u>		
Balance of Funds as of July 1, 2015	-----	\$ 1,786,228
Income:		
Funds Received for Period July 1, 2015 through June 30, 2016	\$ 872,590	
Interest Earned for Period July 1, 2015 through June 30, 2016	\$ 6,284	
Other Income - Bid Packets for paving project		
Total Income	-----	\$ 2,665,102
Expenses:		
Administrative Expenses	\$ 1,122	
Local Paving Project Expenditures	\$ 539,426	
State Road Project Expenditures	\$ 860,660	
Total Expenditures	-----	\$ 1,401,208
Balance of Funds as of June 30, 2016	-----	\$ 1,263,894
<u>FUNDING COMMITMENTS</u>		
Local Paving Projects	\$ 388,818	
State Road Projects	\$ 0	
Total Committed Funds	-----	\$ 388,818
Total Uncommitted Funds Available for New Projects	-----	\$ 875,077

LOCAL PAVING PROJECTS

LOCAL ROUTE	PROJECT DESCRIPTION	WORK TYPE	RESPONSIBLE AGENCY	BUDGET	TOTAL EXPENDITURES	CURRENT FISCAL YEAR EXPENDITURES	REMAINING BUDGET
EC-56, EC-26	13-14-174 Country Way & Windy Ridge	Paving	County	\$ 550,000	455,868 \$	47,283 \$	94,132 \$
EC-139	14-15-180 LongLeaf	Engineering	County	\$ 18,245	18,245.00 \$	18,245 \$	-
EC-159	14-15-175 Mt. Zion	Paving	County	\$ 580,000	438,434.66 \$	387,996 \$	141,565
EC-214	15-16-185 Scupperin Bridge	Repair	County	\$ 6,023	6,023.24 \$	6,023 \$	-
	Gravel	Maintenance	County	\$ 100,000	65,246 \$	65,246 \$	34,754
	Asphalt-Patch	Maintenance	County	\$ 30,000	3,000 \$	3,000 \$	27,000
	Bridge Escrow	Maintenance	County	\$ 50,000	3,946 \$	3,946 \$	46,054
	Ditch Stabilization	Maintenance	County	\$ 20,000			20,000
	Pipe & Bridge	Maintenance	County	\$ 20,000	2,408 \$	2,408 \$	17,592
	Sandclay	Maintenance	County	\$ 8,000	2,864 \$	2,864 \$	5,136
	Signs	Maintenance	County	\$ 5,000	2,415 \$	2,415 \$	2,585
TOTALS				\$ 1,387,268	\$ 998,451	\$ 539,426	\$ 388,818

EXPENDITURES FOR LOCAL PAVING PROJECTS AS PERCENT OF TOTAL INCOME = 20.2%

STATE ROAD PROJECTS

ROAD ROUTE	PROJECT DESCRIPTION	WORK TYPE	RESPONSIBLE AGENCY	BUDGET	EXPENDITURES	CURRENT FISCAL YEAR EXPENDITURES	REMAINING BUDGET
S19-51, S19-461	14-15-177 N. Marlinton Rd, Georgia Rd, Two Mile Drive	Resurfacing	SCDOT	\$ 750,000	750,000 \$	250,000 \$	-
	15-16-181 Lloyd Rd	Resurfacing	SCDOT	\$ 428,778	428,778 \$	428,778 \$	0
(B)S19-174, S19-174	15-16-182 Currytown Rd & Long Cane Rd	Resurfacing	SCDOT	\$ 181,862	181,862 \$	181,862 \$	-
TOTALS				\$ 1,360,660	\$ 1,360,660	\$ 860,660	\$ 0

EXPENDITURES FOR STATE ROAD PROJECTS AS PERCENT OF TOTAL INCOME = 32.29%

CTC Chairman: Sam Boyd
(Signature)

Date: 9/28/16

PLEASE DISPLAY EACH PROJECT AS IT WAS AWARDED. (EXP. IF SMITH BROTHERS WAS AWARDED A CONTRACT FOR THE RESURFACING OF 15 DIFFERENT ROADS, THE PROJECT WOULD BE LISTED ONE TIME, NOT FOR EACH INDIVIDUAL ROAD)

EDGEFIELD CTC ANNUAL C FUND REPORT
JULY 1, 2015 - JUNE 30, 2016
NON-Recurring Funds (H.4230)

INCOME AND EXPENSES

Balance of Funds as of July 1, 2015	-----	
Income:		
Funds Received for Period July 1, 2015 through June 30, 2016	\$ 2,509,418	
Interest Earned for Period July 1, 2015 through June 30, 2016	\$ 1,101	
Other Income - Bid Packets for paving project		
Total Income	\$ 2,510,519	

Expenses:		
Administrative Expenses		
Local Paving Project Expenditures	\$ 2,509,418	
State Road Project Expenditures	\$ 2,509,418	
Total Expenditures	\$ 1,101	
Balance of Funds as of June 30, 2016	-----	

FUNDING COMMITMENTS

Local Paving Projects	-----	
State Road Projects		
Total Committed Funds		
Total Uncommitted Funds Available for New Projects	\$ 1,101	

STATE ROAD PROJECTS

ROAD - ROUTE	PROJECT DESCRIPTION	WORK TYPE	RESPONSIBLE AGENCY	BUDGET	EXPENDITURES	CURRENT FISCAL YEAR EXPENDITURES	REMAINING BUDGET
(A) S19-174,	Currytown Rd & Long Cane Rd	Resurfacing	SCDOT	\$ 2,509,418	\$ 2,509,418	2,509,418	\$ -

TOTALS

\$ 2,509,418 \$ 2,509,418 2,509,418

EXPENDITURES FOR STATE ROAD PROJECTS AS PERCENT OF TOTAL INCOME = 99.96%

CTC Chairman: *Sam Law*
(Signature)

Date: 9/28/16

PLEASE DISPLAY EACH PROJECT AS IT WAS AWARDED. (EXP. IF SMITH BROTHERS WAS AWARDED A CONTRACT FOR THE RESURFACING OF 15 DIFFERENT ROADS, THE PROJECT WOULD BE LISTED ONE TIME, NOT FOR EACH INDIVIDUAL ROAD)

GREENVILLE COUNTY LEGISLATIVE DELEGATION TRANSPORTATION COMMITTEE

ANNUAL "C" FUND REPORT – RECURRING FUNDS
FOR FISCAL YEAR ENDED JUNE 30, 2016

INCOME AND EXPENSES:

Balance of Funds as of July 1, 2015	\$ 2,407,629
Income:	
Tax funds received	5,663,360
Interest earned	-
Other revenue	3,739,347
Total Income	9,402,707
Expenses:	
Administrative expenses	2,000
Local paving project expenditures	7,297,368
State road projects expenditures	1,841,144
Total Expenditures	9,140,512
Balance of Funds as of June 30, 2016	2,669,824
FUNDING COMMITMENTS:	
Local paving projects	1,765,712
State road projects	2,487,004
Total Committed Funds	4,252,716
TOTAL UNCOMMITTED FUNDS AVAILABLE FOR NEW PROJECTS AT JUNE 30, 2016	\$ (1,582,892)

SUPPLEMENTARY INFORMATION
SCHEDULE 1

GREENVILLE LEGISLATIVE DELEGATION TRANSPORTATION COMMITTEE

PROJECTS FUNDED WITH RECURRING FUNDS
FISCAL YEAR ENDED JUNE 30, 2016

LOCAL PAVING PROJECTS

Project #	Project Description	Work Type	Responsible Party	Budget	Current Fiscal Year Expenditures	Total Expenditures	Remaining Budget	Add'l CTC or Outside Funds
464	GCRA Minus St. Reconst; TH Cost \$807,110; GCRA pays overrun	Reconstruct	CTC	\$ 607,110	\$ (16,283)	\$ 873,449	\$ -	\$ 266,339
475	FY '13/'14 Municipal Match	Resurface	CTC	3,697,500	65,190	8,574,876	-	4,877,376
479	GCRA Sterling Community Retention Pond	Drainage	CTC	240,000	40,000	200,000	40,000	-
480	Left Turn Lane @ Green Charter School	Safety	CTC	223,123	172,370	364,003	-	140,880
483	G'ville Main & W. Washington Resurf (\$325,600 for FY 14/15)	Resurface	City	325,000	253,251	253,251	71,749	-
487	FY '14/'15 Municipal Match	Resurface	CTC	3,470,000	5,142,698	6,508,405	-	3,038,405
490	Hillpine Bridge Repair PE & CEI (Simp. to Provide \$180,000)	Reconstruct	CTC	30,000	-	30,448	-	448
492	GCRA Needmore Community/Spring St. Improvements	Reconstruct	GCRD	90,000	72,000	72,000	18,000	-
494	Municipal Match Program FY 2015-2016	Resurface	CTC	3,000,000	1,366,917	1,366,917	1,633,083	-
498	Woodland Way Bridge Repairs/City of Greenville	Reconstruct	City	84,000	84,000	84,000	-	-
501	Stripes on Knottwood Dr.	Safety	CTC	2,880	-	-	2,880	-
				<u>\$ 11,769,613</u>	<u>7,180,143</u>	<u>\$ 18,327,349</u>	<u>\$ 1,765,712</u>	<u>\$ 8,323,448</u>
					<u>117,225</u>			
					<u>\$ 7,297,368</u>			

Engineering and Professional Fees

SUPPLEMENTARY INFORMATION
SCHEDULE 1

GREENVILLE LEGISLATIVE DELEGATION TRANSPORTATION COMMITTEE

PROJECTS FUNDED WITH RECURRING FUNDS (CONTINUED)
FISCAL YEAR ENDED JUNE 30, 2016

ROAD/ROUTE	Project #	Project Description	Type	Party	Budget	Current Fiscal Year Expenditures	Total Expenditures	Remaining Budget	Add'l CTC or Outside Funds
S23-284	445	Woodside Connector in Fountain Inn (Total Cost \$979,166)	New Road	CTC	930,680	50,000	1,244,059	4,000	313,379
S23-263	468	Sidewalks at Staunton Bridge Rd Community Center/GCRD	Sidewalks	GCRD	4,000	-	-	-	-
S23-47	481	Hampton Ave. Pedestrian Bridge (\$23-47)	Safety	CTC	500,000	500,000	500,000	-	-
US 25 & 276	484	Pointsett Corridor Phase I (US 25 & 276)	Reconstruct	County	250,000	250,000	250,000	-	-
SC Route 185	486	Monroe St./SC Rt. 183 Connection	Safety	CTC	475,000	78,892	113,220	361,780	-
S23-554	488	Willhelm St (\$23-554) Improve. in TR (TR to Contribute \$75,000)	Reconstruct	CTC	451,273	513,031	551,174	-	99,901
US Route 25	489	Right Turn Lane @ US Rt 25 @ Gap Creek Rd	Safety	CTC	175,000	9,538	25,359	149,641	-
SC 418	491	Turn Lanes on Hwy-418 at Nash Mill and Woodside in F. Inn	Safety	CTC	487,368	182,210	202,687	284,681	-
US 25 & 276	493	On-Call Signal @ Trav. Rest Fire Dept. on US25 @ US276	Safety	CTC	25,000	-	-	25,000	-
S2394	495	East Park Avenue Resurfacing/City of Greenville	Resurface	CITY	130,000	130,000	130,000	-	-
US 25	497	Gaunt Fire Dept. Emergency Signal on US 25	Safety	CTC	125,000	9,979	9,979	115,021	-
US 276	496	Crosswalks on Main St. (US 276) in Travelers Rest	Safety	City	146,700	13,652	13,652	133,048	-
S23-1025	499	Sidewalks on Parkway (\$23-1025) from Pelham to Batesville Rds.	Sidewalks	CTC	423,000	51,262	51,262	371,738	-
P-2301	502	Traffic Signal on Paris Rd (P-2301) @ GHS/New Horizon	Safety	CTC	600,000	-	-	600,000	-
S23-83	503	Paved Shoulder on Grove Rd (\$23-83) at Bus Stop Near GHS	Safety	CTC	85,000	22,708	22,708	85,000	-
S23-92	505	Sidewalks on Hammett Bridge Rd (\$23-92) Near Riverside	Sidewalks	CTC	235,000	1,197	1,197	212,292	-
P-2301	506	Crosswalk at W. Paris (P-2301)/Winyah near Augusta Cir. Elem.	Safety	CTC	15,000	-	-	13,803	-
US 29	508	Emergency Signals for Wade Hampton Fire & District on US 29	Safety	CTC	130,000	-	-	130,000	-
Hwy. 123	509	Joe Anders Memorial Sign on Hwy. 123	Sign	CTC	500	500	500	-	-
Hwy. 123	512	McCrary Mem. sign on Swamp Rabbit Trl under Hwy. 123 Bridge	Sign	CTC	1,000	-	-	1,000	-
					\$ 5,189,521	1,812,969	\$ 3,115,797	\$ 2,487,004	\$ 413,280
						28,175			
					\$ 1,841,144				

Engineering and Professional Fees

GREENVILLE COUNTY LEGISLATIVE DELEGATION TRANSPORTATION COMMITTEE

ANNUAL "C" FUND REPORT – NON-RECURRING FUNDS (H.4230)
FOR FISCAL YEAR ENDED JUNE 30, 2016

INCOME AND EXPENSES:

Balance of Funds as of July 1, 2015	\$ -
Income:	
Funds received	12,482,190
Interest earned	<u>71,728</u>
Total Income	<u>12,553,918</u>
Expenses:	
State road project expenditures	<u>790,506</u>
Total Expenditures	<u>790,506</u>
Balance of Funds as of June 30, 2016	<u>11,763,412</u>
FUNDING COMMITMENTS:	
State road projects	<u>11,702,584</u>
TOTAL UNCOMMITTED FUNDS AVAILABLE FOR NEW PROJECTS AT JUNE 30, 2016	<u>\$ 60,828</u>

SUPPLEMENTARY INFORMATION
SCHEDULE 2

GREENVILLE LEGISLATIVE DELEGATION TRANSPORTATION COMMITTEE

PROJECTS FUNDED WITH NON-RECURRING FUNDS (H.4230)
FISCAL YEAR ENDED JUNE 30, 2016

Project #	Project Description	Work Type	Responsible Party	Budget	Current Fiscal Year Expenditures		Total Expenditures	Remaining Budget
500	H.4230 Special Funds Resurfacing Engineering and professional fees	Resurface	CTC	\$ 12,482,190	\$ 779,606	10,900	\$ 779,606	\$ 11,702,584
							\$ 790,506	

This report is intended solely for the information and use of the Committee and the South Carolina Department of Transportation and is not intended to and should not be used by anyone other than these specified parties.

Bridgette Gordon + Chickasaw, LLC

September 30, 2016

**GREENWOOD COUNTY - ANNUAL C FUND REPORT
JULY 1, 2015 - JUNE 30, 2016**

INCOME AND EXPENSES

Balance of Funds as of June 30, 2015		\$ 2,217,392.29
Funds Received for Period: July 1, 2015 through June 30, 2016 (Gasoline Tax)	\$ 1,128,647.74	
Funds Received for Period: July 1, 2015 through June 30, 2016 (SCDOT Refund or Other)	\$ 212,740.21	
Interest Earned for Period: July 1, 2015 through June 30, 2016 (SCDOT)	\$ 9,050.96	
Interest Earned for Period: July 1, 2015 through June 30, 2016 (Investment Earnings)	\$ 9,304.39	
Total Income	Plus	\$ 1,359,743.30
Administrative Expenses (Advertise meetings)	\$ 169.92	
Per Diem Expenses (Payments for meetings attended)	\$ 1,875.00	
Local Paving Project Expenditures	\$ 875,995.24	
State Road Project Expenditures	\$ 551,739.58	
Total Expenditures	Less	\$ 1,429,779.74
		<u>\$ 2,147,355.85</u>

FUNDING COMMITMENTS

Local Paving Projects	\$ 704,641.31
State Road Projects	\$ 151,125.07
Total Committed Funds	Less
	\$ 855,766.38
Total Uncommitted Funds Available for New Projects	<u>\$ 1,291,589.47</u>

CTC Chairman: _____

(Signature)

Date: _____

10-13-16

LOCAL PAVING PROJECTS

PROJECT #	LOCAL ROUTE	PROJECT DESCRIPTION	WORK TYPE	RESPONSIBLE AGENCY	BUDGET	TOTAL EXPENDITURES	CURRENT FISCAL YEAR EXPENDITURES	REMAINING BUDGET
2014007		County of Greenwood	Resurfacing	County of Gwd	\$ 559,077.24	\$ 553,836.25	\$ 101,305.71	\$ 5,240.99
2015004		County of Greenwood	Resurfacing	County of Gwd	\$ 507,500.00	\$ 427,156.23	\$ 427,156.23	\$ 80,343.77
2015005		Town of Ware Shoals	Resurfacing	Ware Shoals	\$ 35,500.00	\$ 35,500.00	\$ 35,500.00	\$ -
2015006		Town of Ninety Six - Local	Resurfacing	Ninety Six	\$ 308,311.00	\$ 197,315.38	\$ 197,315.38	\$ 110,995.62
2015007		City of Greenwood - Local	Resurfacing	City of Gwd	\$ 271,439.85	\$ 114,717.92	\$ 114,717.92	\$ 156,721.93
2015010		Mathis Road	Resurfacing	County of Gwd	\$ 200,000.00	\$ -	\$ -	\$ 200,000.00
TOTALS:					\$ 1,881,828.09	\$ 1,328,525.78	\$ 875,995.24	\$ 553,302.31

STATE ROAD PROJECTS

PROJECT #	LOCAL ROUTE	PROJECT DESCRIPTION	WORK TYPE	RESPONSIBLE AGENCY	BUDGET	TOTAL EXPENDITURES	CURRENT FISCAL YEAR EXPENDITURES	REMAINING BUDGET
2013009		US225 SCDOT	Resurfacing	SCDOT	\$ 100,000.00	\$ -	\$ -	\$ 100,000.00
P029218		SCDOT Resurfacing	Resurfacing	SCDOT	\$ 544,100.00	\$ 544,100.00	\$ 544,100.00	\$ -
2015008		City of Greenwood - State	Resurfacing	City of Gwd	\$ 58,764.65	\$ 7,639.58	\$ 7,639.58	\$ 51,125.07
P029465 (B)		Town of Ninety Six - State	Resurfacing	SCDOT	\$ 151,339.00	\$ 151,339.00	\$ 151,339.00	\$ -
TOTALS:					\$ 854,203.65	\$ 703,078.58	\$ 703,078.58	\$ 151,125.07
GRAND TOTALS					\$ 2,736,031.74	\$ 2,031,604.36	\$ 1,579,073.82	\$ 704,427.38

Greenwood CTC ANNUAL C FUND REPORT
 JULY 1, 2015 - JUNE 30, 2016
 NON-RECURRING FUNDS (H.4230)

<u>INCOME AND EXPENSES</u>	
Balance of Funds as of July 1, 2015	0.00
Income:	
Funds Received for Period July 1, 2015 through June 30, 2016	3,266,569.62
Interest Earned for Period July 1, 2015 through June 30, 2016	2,100.08
Total Income	3,268,669.70
Expenses:	
State Road Project Expenditures	3,266,569.62
Total Expenditures	3,266,569.62
Balance of Funds as of June 30, 2016	2,100.08
<u>FUNDING COMMITMENTS</u>	
State Road Projects	0.00
Total Commitments	0.00
Total Uncommitted Funds Available for New Projects	2,100.08

PROJECTS FUNDED WITH NON-RECURRING FUNDS (H.4230)

STATE ROAD PROJECTS

Project Number	PROJECT DESCRIPTION	WORK TYPE	RESPONSIBLE AGENCY	BUDGET	EXPENDITURES	CURRENT FISCAL YEAR EXPENDITURES	REMAINING BUDGET
P029465 & P029543	Resurfacing S-727, S-163, S-230, S-245, S-131, S-98	Resurface	SCDOT	3,266,569.62	3,266,569.62	3,266,569.62	\$ -

TOTALS

3,266,569.62 3,266,569.62 3,266,569.62 \$ -

CTC Chairman: June B. Hull
(Signature)

Date: 10-13-16

PLEASE DISPLAY EACH PROJECT AS IT WAS AWARDED. (EXP. IF SMITH BROTHERS WAS AWARDED A CONTRACT FOR THE RESURFACING OF 15 DIFFERENT ROADS, THE PROJECT WOULD BE LISTED ONE TIME, NOT FOR EACH INDIVIDUAL ROAD)

LANCASTER CTC ANNUAL C FUND REPORT
 JULY 1, 2015 - JUNE 30, 2016
 RECURRING FUNDS

INCOME AND EXPENSES

Balance of Funds as of July 1, 2015	\$ 1,559,446.29
Income:	
Funds Received for Period July 1, 2015 through June 30, 2016	\$ 1,404,237.92
Interested Earned for Period July 1, 2015 through June 30, 2016	\$ 3,980.68
Other-Funds Received from County for Period July 1, 2015 through June 30, 2016	\$ -
Total Income	\$ 1,408,218.60

Expenses:

Local Paving Project Expenditures	\$ 1,150,925.89
State Road Project Expenditures	\$ 1,125,090.72
State Road Match Project Expenditures	
Total Expenditures	\$ 2,276,016.61
Balance of Funds as of June 30, 2016	\$ 691,648.28

FUNDING COMMITMENTS

Local Paving Projects	\$ -
State Road Projects	\$ -
Total Committed Funds	\$ -
Total Uncommitted Funds Available for New Projects	\$ 691,648.28

PAGE 2 PROJECTS FUNDED WITH RECURRING FUNDS

LOCAL PAVING PROJECTS

PROJECT NUMBER	PROJECT DESCRIPTION	WORK TYPE	RESPONSIBLE AGENCY	BUDGET	TOTAL EXPENDITURES	CURRENT FISCAL YEAR EXPENDITURES	REMAINING BUDGET
156088.00	Langley Road Improvements #156088.00	Design	COUNTY	\$ 12,770.06	\$ 12,770.06	\$ 12,770.06	\$ -
156090.00	Stewart Palce Road Improvements #156090.00	Design	COUNTY	\$ 10,995.18	\$ 10,995.18	\$ 10,995.18	\$ -
156092.00	Walnut Road Improvements #156092.00	Design	COUNTY	\$ 9,925.98	\$ 9,925.98	\$ 9,925.98	\$ -
11-04.12	Lanc Co-2015 CTC-SC DOT/County -Proj # 11-04.12	Design	COUNTY	\$ 30,116.16	\$ 30,116.16	\$ 30,116.16	\$ -
11-04.14	Lanc Co-Lakeview Landing- Proj # 11-04.14	Design	COUNTY	\$ 35,994.72	\$ 35,994.72	\$ 35,994.72	\$ -
11-04.15	Lancaster CTC County Portion #1502-1 #11-04.15	Design	COUNTY	\$ 14,232.54	\$ 14,232.54	\$ 14,232.54	\$ -
11-04.16	Lancaster CTC SCDOT State Portion #1502-1 #11-04.16	Design	COUNTY	\$ 16,973.72	\$ 16,973.72	\$ 16,973.72	\$ -
11-04.17	Lancaster Co (SCDOT)-Lakeview Landing #11-04.17	Design	COUNTY	\$ 6,258.66	\$ 6,258.66	\$ 6,258.66	\$ -
11-04.9	Lancaster Co-2015 CTC SCDOT Projects #11-04.9	Design	COUNTY	\$ 17,970.68	\$ 17,970.68	\$ 17,970.68	\$ -
1502-3	Lancaster CTC County Project #1502-3	Design	COUNTY	\$ 3,164.63	\$ 3,164.63	\$ 3,164.63	\$ -
15-31	Lanc CTC One Time Secondary Money #15-31	Design	COUNTY	\$ 66,110.03	\$ 66,110.03	\$ 66,110.03	\$ -
15-31	Lanc CTC/SCDOT One Time Secondary Money #15-31	Design	COUNTY	\$ 717.63	\$ 717.63	\$ 717.63	\$ -
1104.12	Lancaster 2015 Road Paving Program #1104-12	Design	COUNTY	\$ 130,271.87	\$ 130,271.87	\$ 130,271.87	\$ -
1104-14	Lakeview Landing-Deerwood Road Project #1104-14	Design	COUNTY	\$ 421,123.18	\$ 421,123.18	\$ 421,123.18	\$ -
1502-1	Lancaster Sales Tax Road Program#1-County CTC #1502-1	Design	COUNTY	\$ 203,448.71	\$ 203,448.71	\$ 203,448.71	\$ -
1502.3	Lancaster Sales Tax Road Program#3-County CTC #1502-3	Design	COUNTY	\$ 21,097.51	\$ 21,097.51	\$ 21,097.51	\$ -
	38% Liquid Calcium Chloride-Dust Control	Design	COUNTY	\$ 131,786.63	\$ 131,786.63	\$ 131,786.63	\$ -
	Misc-Stuart Place-Intermediate Course/Surface Course	Design	COUNTY	\$ 16,018.00	\$ 16,018.00	\$ 16,018.00	\$ -
	Driveway Entrances 1190/1139 Craig Ave.	Design	COUNTY	\$ 1,950.00	\$ 1,950.00	\$ 1,950.00	\$ -
TOTALS				\$ 1,150,925.89	\$ 1,150,925.89	\$ 1,150,925.89	\$ -

EXPENDITURES FOR LOCAL PAVING PROJECTS AS PERCENT OF TOTAL INCOME = 81.73%

STATE ROAD PROJECTS

ROAD - ROUTE	PROJECT DESCRIPTION	WORK TYPE	RESPONSIBLE AGENCY	BUDGET	TOTAL EXPENDITURES	CURRENT FISCAL YEAR EXPENDITURES	REMAINING BUDGET
1104-14	Lakeview Landing-Deerwood Road Project #1104-14	RESURFACE	COUNTY/SCDOT	\$ 264,255.85	\$ 264,255.85	\$ 264,255.85	\$ -
1104-9	Lancaster 2015 Road Paving Program #1104-9 DOT	RESURFACE	COUNTY/SCDOT	\$ 487,389.79	\$ 487,389.79	\$ 487,389.79	\$ -
1502-1	Lancaster Sales Tax Road Program #1-SCDOT CTC #1502-1	RESURFACE	COUNTY/SCDOT	\$ 284,816.08	\$ 284,816.08	\$ 284,816.08	\$ -
	Driveways/Leveling on Deerwood	RESURFACE	COUNTY/SCDOT	\$ 30,960.00	\$ 30,960.00	\$ 30,960.00	\$ -
	Heath Springs Main Street-Waterline -CTC @ 25%	RESURFACE	COUNTY/SCDOT	\$ 57,669.00	\$ 57,669.00	\$ 57,669.00	\$ -
TOTALS				\$ 1,125,090.72	\$ 1,125,090.72	\$ 1,125,090.72	\$ -

EXPENDITURES FOR STATE ROAD PROJECTS AS PERCENT OF TOTAL INCOME = 79.89%

LANCASTER CTC ANNUAL C FUND REPORT
 JULY 1, 2015 - JUNE 30, 2016
 NON-RECURRING FUNDS

INCOME AND EXPENSES

Balance of Funds as of July 1, 2015	\$ -
Income:	
Funds Received for Period July 1, 2015 through June 30, 2016	\$ 3,980,455.70
Interested Earned for Period July 1, 2015 through June 30, 2016	
Total Income	\$ 3,980,455.70
Expenses:	
State Road Project Expenditures	\$ 844,316.16
Total Expenditures	\$ 844,316.16
Balance of Funds as of June 30, 2016	\$ 3,136,139.54
<u>FUNDING COMMITMENTS</u>	
State Road Projects	\$ -
Total Commitments	\$ -
Total Uncommitted Funds Available for New Projects	\$ 3,136,139.54

PAGE 4 PROJECTS FUNDED WITH NON-RECURRING FUNDS

PROJECT NUMBER	PROJECT DESCRIPTION	WORK TYPE	RESPONSIBLE AGENCY	BUDGET	TOTAL EXPENDITURES	CURRENT FISCAL YEAR EXPENDITURES	REMAINING BUDGET
	Lancaster CTC SCDOT One Time Secondary Road Money #15-3	RESURFACE	COUNTY/SCDOT	\$ 844,316.16	\$ 844,316.16	\$ 844,316.16	\$ -

CTC Chairman: Rudy L Carter

Date: 11-7-16

LAURENS COUNTY ANNUAL C-FUND REPORT
JULY 1, 2015 to JUNE 30, 2016
RECURRING FUNDS

INCOME AND EXPENSES

Balance of Funds as of July 1, 2015 -----\$ 1,506,852.95

Income:

Funds Received for July 1, 2015 to June 30, 2016 \$1,522,328.35

Interest Received for July 1, 2015 to June 30, 2016 \$ 1,195.52

Total Income-----\$1,523,523.87

Expense:

Administrative Expense (CTC) \$ 2,000.00

Account Fees & Annual Tax Statement Prep Fee \$ 183.23

Per Diem Expense (CTC) \$ 3,525.00

Local Paving Project Expenditures \$ 790,602.00

State Road Project Expenditures:

a. State Projects (CTC) \$ 363,355.00

b. State Match Projects (CTC) (SMP) \$ 0.00

c. Memorial Signs \$ 500.00

Total Expenditure-----\$1,160,165.23

Balance of Funds as of June 30, 2016-----\$1,870,211.59

FUNDING COMMITMENTS

Local Paving Projects \$ 0.00

State Road Projects \$ 0.00

State Road Match Projects \$ 0.00

Total Committed Funds \$ 0.00

Total Uncommitted Funds Available for New Projects-----\$ 1,870,211.59

Signed _____

L. Harold Vickery

L. Harold Vickery, Chairman

Date

11/6/16

PROJECTS FUNDED WITH RECURRING FUNDS

LOCAL PAVING PROJECTS

LCTC PROJ #	PROJECT DESCRIPTION	WORK TYPE	RESPONSIBLE AGENCY	BUDGET	TOTAL EXPENDITURE	CURRENT FISCAL YEAR EXPEND.	REMAINING BUDGET
34	Resurfacing of 20 County Roads in Laurens County	Resurfacing	Laurens County	\$ 734,812.00	\$ 734,812.00	\$ 734,812.00	\$ 0.00
34	David Hardy, dba TSI, Inc.	Inspection	Laurens County	\$ 5,790.00	\$ 5,790.00	\$ 5,790.00	\$ 0.00
City of Laurens	Resurfacing of Sunset Park and Extension	Resurfacing	City of Laurens	\$ 50,000.00	\$ 50,000.00	\$ 50,000.00	\$ 0.00
	Local Paving Projects		Totals	\$ 790,602.00	\$ 790,602.00	\$ 790,602.00	\$ 0.00

Expenditures for Local Paving Projects as Percent of Total Income = 51.89%

STATE ROAD PROJECTS

LCTC PROJ #	PROJECT DESCRIPTION	WORK TYPE	RESPONSIBLE AGENCY	BUDGET	TOTAL EXPENDITURE	CURRENT FISCAL YEAR EXPEND.	REMAINING BUDGET
	SCDOT Managed Project Item 30 C P029540 (B)		SCDOT	\$ 363,355.00	\$ 363,355.00	\$ 363,355.00	\$ 0.00
	Calvin Bridges Road (S-274)	Resurfacing					
	State Road Projects		Totals	\$ 363,355.00	\$ 363,355.00	\$ 363,355.00	\$ 0.00

Expenditures for State Road Projects as Percent of Total Income = 23.85%

Signed: *L. Harold Vickery* Date: 11/1/16
 L. Harold Vickery, Chairman

JULY 1, 2015 to JUNE 30, 2016
NON-RECURRING FUNDS

INCOME AND EXPENSES

Balance of Funds as of July 1, 2015 -----\$ 0.00

Income:

Funds Received for July 1, 2015 to June 30, 2016 \$4,391,481.02

Interest Received for July 1, 2015 to June 30, 2016 \$ 92.67

Total Income-----\$4,391,573.69

Expense:

State Road Project Expenditures: \$4,350,339.31

Total Expenditure-----\$4,350,339.31

Balance of Funds as of June 30, 2016-----\$ 41,234.38

FUNDING COMMITMENTS

State Road Projects \$ 0.00

Total Committed Funds \$ 0.00

Total Uncommitted Funds Available for New Projects-----\$ 41,234.38

Signed L. Harold Vickery
L. Harold Vickery, Chairman

Date 11/1/16

PROJECTS FUNDED WITH NON-RECURRING FUNDS

STATE ROAD PROJECTS

LCTC PROJ #	PROJECT DESCRIPTION	WORK TYPE	RESPONSIBLE AGENCY	BUDGET	TOTAL EXPENDITURE	CURRENT FISCAL YEAR EXPEND.	REMAINING BUDGET
	SCDOT Managed Project Item 30 C P029540 (A)		SCDOT	\$4,307,299.00	\$4,350,339.31	\$4,350,339.31	\$ 0.00
	Patterson Plant Road (S-52)	Resurfacing					
	Todd Quarters Road (S-307)	Resurfacing					
	Neely Ferry Road (S-54)	Resurfacing					
	State Road Projects		Totals	\$4,307,299.00	\$4,350,339.31	\$4,350,339.31	\$ 0.00

Signed: 
L. Harold Vickery, Chairman

Date: 11/11/16

LEXINGTON COUNTY CTC ANNUAL C FUND REPORT

JULY 1, 2015-JUNE 30, 2016

RECURRING FUNDS

REPORT DATE: SEPTEMBER 27, 2016

INCOME AND EXPENSES

Balance of Funds as of July 1, 2015	\$ 8,845,089.86
Income:	
Funds Received for Period July 1, 2015 through June 30, 2016	\$ 2,974,571.51
Interest Earned for Period July 1, 2015 through June 30, 2016	\$ 66,649.84
Donor County Funds Received Period July 1, 2015 through June 30, 2016	\$ 1,136,872.10
Project Refunds for Period July 1, 2015 through June 30, 2016	\$ 356,338.78
Total Income	\$ 4,534,432.23

Expenses:

Administrative Expenses	\$ -
Local Paving Project Expenditures	\$ 3,165,315.57
State Road Project Expenditures	\$ 569,253.47
State Road Match Expenditures	\$ -
Total Expenditures	\$ 3,734,569.04
Balance of Funds as of June 30, 2016	\$ 9,644,953.05

FUNDING COMMITMENTS

Local Paving Projects	\$ 5,819,413.28
State Road Projects	\$ 1,067,807.24
Total Committed Funds	\$ 6,887,220.52
Total Uncommitted Funds Available for New Projects	\$ 2,757,732.53
Uncommitted Funds as Percent of Total Income =	61%

LEXINGTON COUNTY CTC ANNUAL C FUND REPORT

JULY 1, 2015-JUNE 30, 2016

REPORT DATE: SEPTEMBER 27, 2016

LOCAL PAVING PROJECTS

LOCAL ROUTE	PROJECT DESCRIPTION	WORK TYPE	RESPONSIBLE AGENCY	BUDGET	TOTAL EXPENDITURE	CURRENT FISCAL YEAR EXPENDITURE	REMAINING BUDGET
Windmill Road	Resurfacing from US 1 to Broad Street	Resurfacing	County	\$ 170,000	\$ -	\$ -	\$ 170,000
Kinley Creek Watershed Study	USACOE grant match for watershed study/analysis	Drainage/Eng.	County	\$ 35,627	\$ 35,604	\$ -	\$ 23
Sandy/Spruce Lane	Paving from Wright Ln to Courtney Dr/Williams Cir	Road Improvement	County	\$ 520,764	\$ 506,838	\$ 442,540	\$ 13,925
Railroad Avenue	Town of Pelion placement of RAP on Railroad Ave	Placement of RAP	County	\$ 7,500	\$ -	\$ -	\$ 7,500
Willowbrooke Subdivision	Town of Lexington Municipal Project	Road/Drainage Imp	Town of Lex	\$ 98,384	\$ 93,676	\$ 93,676	\$ 4,708
Archers Lane Sidewalk	Enhancement Grant for Sidewalks	Sidewalk	County	\$ 154,467	\$ 13,010	\$ -	\$ 141,457
Ellis Avenue	Municipal C Fund Request - Town of Lexington	Paving	Town of Lex	\$ 55,000	\$ -	\$ -	\$ 55,000
Buck Corley Road Sidewalk	Lexington County TAP Grant for sidewalks	Sidewalk	County	\$ 173,347	\$ 47,554	\$ 47,554	\$ 125,793
Buckthorne Dr	Town of Lexington -Buckthorne Dr	Drainage	Town of Lex	\$ 29,333	\$ -	\$ -	\$ 29,333
Wood Moor Subdivision	Bond Supplements, Full Depth Reclaim/Paving	Road & Drain. Improv.	County	\$ 306,993	\$ 284,653	\$ 3,680	\$ 22,340
Kaminer Subdivision	Final Plat and As-Built Drawings	Road & Drain. Improv.	County	\$ 5,052	\$ 1,700	\$ -	\$ 3,352
Hope Springs Subdivision	Bond Supplements, Full Depth Reclaim/Paving	Road & Drain. Improv.	County	\$ 201,187	\$ 95,221	\$ 253	\$ 105,966
Subdivision Bond Supplements	Cherokee Shores, Woodland Pond, Whispering Glen, Re	Road & Drain. Improv.	County	\$ 65,424	\$ -	\$ -	\$ 65,424
Windy Wood Road	Paving portion from Ben Franklin Rd to Calks Ferry Rd	Paving	County	\$ 1,519,476	\$ 1,363,957	\$ 22,622	\$ 155,519
Pine Plain Road	Paving from SC 6 to Redmond Mill Rd	Paving	County	\$ 105,669	\$ 53,569	\$ 12,801	\$ 52,100
Old Charleston Road	Paving from Calks Ferry Rd to Pond Branch Rd (SC 34)	Paving	County	\$ 607,103	\$ 64,751	\$ 59,810	\$ 542,352
Nursery Road Bridge	Bridge replacement alternative for Goldstone Drive Bridge	Bridge & Approaches	County	\$ 2,855,823	\$ 2,712,389	\$ -	\$ 143,434
DE Clark Road	Paving from Water Tank Rd to Fairview Rd	Paving	County	\$ 1,551,658	\$ 1,400,816	\$ 595,679	\$ 150,842
Alice Drive #1	Paving from Hwy 321 to Pound Road	Paving	County	\$ 57,627	\$ 1,627	\$ 1,627	\$ 56,000
Foremost Drive	Paving from End Pavement to End Pavement	Paving	County	\$ 694,133	\$ 666,539	\$ 337,643	\$ 27,594
Limestone Road	Paving from Nazareth Road to Frieda Road	Paving	County	\$ 424,253	\$ 39,403	\$ 10,399	\$ 384,850
Dirt Road Asset Mgmt. Program	Paving from Wessinger Rd to St. Thomas Church Rd	Paving	County	\$ 98,421	\$ 65,605	\$ 1,467	\$ 32,816
Harvestview Road	County wide asset mgmt for dirt roads	Engineering	County	\$ 225,000	\$ -	\$ -	\$ 225,000
Ruth Vista Road	Paving from E. Boundary St to Crooked Creek Rd	Paving	County	\$ 1,143,211	\$ 161,759	\$ 101,949	\$ 981,452
Water Tank Road	Paving from Sherwood Dr to Pepper Rd	Paving	County	\$ 583,737	\$ 68,303	\$ 4,001	\$ 515,434
Bub Shumpert Road	Paving from Harvey Berry Rd to D E Clark Rd	Paving	County	\$ 107,353	\$ 97,820	\$ 62,078	\$ 9,533
Johns Creek Road	Paving from Hwy 178 to Hartley Quarter Road	Paving	County	\$ 101,254	\$ 1,254	\$ 1,254	\$ 100,000
Bridleridge Subdivision	Paving from Wessinger Rd to Mallard Dr	Paving	County	\$ 100,000	\$ -	\$ -	\$ 100,000
Stirlington Road	Slope Stabilization between Dempsey Dr, Bridleridge Rd	Drainage	County	\$ 282,066	\$ 230,944	\$ 209,064	\$ 51,122
Asphalt Maintenance (Various)	Drainage Repairs along Stirlington Road	Drainage	County	\$ 40,427	\$ 427	\$ 427	\$ 40,000
Asphalt Maintenance (Various)	2015 Asphalt Maintenance Contract	Resurfacing	County	\$ 1,375,662	\$ 1,309,762	\$ 836,182	\$ 65,901
Ben Franklin Road	2016 Asphalt Maintenance Contract	Resurfacing	County	\$ 1,174,575	\$ 294,751	\$ 294,751	\$ 879,824
Marin Neese Road	Ben Franklin Road Guardrail	Guard Rail	County	\$ 5,060	\$ -	\$ -	\$ 5,060
Soil Cement Program	Paving from Hwy 6 to I.W. Hutto Rd	Paving	County	\$ 217,575	\$ 16,731	\$ 7,081	\$ 200,844
Ashby Drive	Porth, Oak Hill, Hyman, D. Ambrose, Sweet Pea, Green Hi	Soil Cement	County	\$ 331,393	\$ 18,517	\$ -	\$ 312,876
South Cove Drive	Paving from Irvin Jumper Rd to Ball Park Rd	Paving	County	\$ 83,942	\$ 3,996	\$ 3,996	\$ 79,947
Old Forge Road	Paving from Ramblin Rd to dead end	Paving	County	\$ 50,255	\$ 2,968	\$ 2,968	\$ 47,287
Church Street-Gaston	Base Map and As-Built Survey for Paving	Survey	County	\$ 5,290	\$ 3,015	\$ -	\$ 2,275
Beechcreek Court	Paving from Oakley Springs Road for 500 feet	Paving	County	\$ 14,345	\$ 11,814	\$ 11,814	\$ 2,531
	Paving from Beechcreek Road to dead end	Paving	County	\$ 80,000	\$ -	\$ -	\$ 80,000
	TOTALS				\$ 9,668,973	\$ 3,165,316	\$ 5,819,413

EXPENDITURES FOR LOCAL PAVING PROJECTS AS PERCENTAGE OF ANNUAL C-FUND ALLOTMENT INCOME = 95%

LEXINGTON COUNTY CTC ANNUAL C FUND REPORT

JULY 1, 2015-JUNE 30, 2016

REPORT DATE: SEPTEMBER 27, 2016

STATE ROAD PROJECTS

LOCAL ROUTE	PROJECT DESCRIPTION	WORK TYPE	RESPONSIBLE AGENCY	BUDGET	TOTAL EXPENDITURE	CURRENT FISCAL YEAR EXPENDITURE	REMAINING BUDGET
S-32-1626, 723, 724	Drainage improvements (Sandy/Spruce Project)	Drainage Improv.	County	\$ 469,819	\$ 429,800	\$ 94,081	\$ 40,019
Bush River Rd (S-32-107)	Lex. County Enhancement grant for sidewalks	Sidewalk	County	\$ 201,431	\$ 60,364	\$ 14,089	\$ 141,067
Sunset/Jarvis (US 378, SC 12)	W Cola Beautification ENH #26-12	Beaut. Enh Grant	SCDOT	\$ 36,250	\$ -	\$ -	\$ 36,250
Avenues Subd. (S-141,266,471,et.)	Municipal C Fund Request - City of Cayce	Drainage Improv.	City of Cayce	\$ 30,000	\$ 30,000	\$ 30,000	\$ -
N W Columbia Ave	Chapin TAP Grant Supplement for sidewalks	Sidewalk/Resurface	County	\$ 42,300	\$ -	\$ -	\$ 42,300
SC 6	Swansea Tap Grant Match	Sidewalk	SCDOT	\$ 83,335	\$ -	\$ -	\$ 83,335
Lewie Road	Summit TAP Grant Match for sidewalks	Sidewalk	Town of Summit	\$ 40,200	\$ -	\$ -	\$ 40,200
SC 6	Town of Swansea CDBG Match	Sidewalk Ext.	Town of Swansea	\$ 16,000	\$ -	\$ -	\$ 16,000
US 378	W. Cola US 378 Hawk Signal	Pedestrian Signal	City of West Cola	\$ 45,000	\$ -	\$ -	\$ 45,000
Zion Church Road Extension	Extend Zion Church Rd from Amicks Ferry to Lex. Ave.	Construct new road	County	\$ 150,000	\$ -	\$ -	\$ 150,000
US 321	US 321/Sandhills Pkwy Turn Lanes	Intersection Improv.	County	\$ 559,924	\$ 138,936	\$ 116,152	\$ 420,988
SC 302	SC 302/Landfill Ln Turn Lanes	Intersection Improv.	SCDOT	\$ 67,580	\$ 14,933	\$ 14,933	\$ 52,647
Knox Abbot Dr/Charleston Hwy Int	Intersection Realignment	Intersection Improv.	City of Cayce	\$ 300,000	\$ 300,000	\$ 300,000	\$ -
TOTALS				\$ 974,031	\$ 974,031	\$ 569,253	\$ 1,067,807

STATE ROAD PROJECTS

LOCAL ROUTE	PROJECT DESCRIPTION	WORK TYPE	RESPONSIBLE AGENCY	CTC MATCH FUNDS COMMITTED	EXPENDITURE	CURRENT FISCAL YEAR EXPENDITURE	REMAINING BUDGET
SCDOT Match Program	SCDOT Matching Funds	SCDOT Projects		\$ -	\$ -	\$ -	\$ -
TOTALS				\$ -	\$ -	\$ -	\$ -

YEAR	
EXPENDITURE IN EXCESS OF MATCH AMOUNT*	\$ -

EXPENDITURES FOR STATE ROAD PROJECTS AND MATCH PROJECTS IN EXCESS OF MATCH AMOUNT AS PERCENTAGE OF ANNUAL C-FUND ALLOTMENT TOTAL INCOME =

* Note: Annual C-Fund Allotment Total includes Project Refunds received for report period. 17%

LEXINGTON COUNTY CTC ANNUAL C FUND REPORT

JULY 1, 2015-JUNE 30, 2016

REPORT DATE: SEPTEMBER 27, 2016

TITLE	DESCRIPTION	POSITION	BUDGET	TOTAL EXPEND.	REMAINING BUDGET
Salaries & Wages	Associated Funds for Managing "C"-Fund Projects	"C" Fund Project Mgr.	\$ 63,695	\$ 58,159	\$ 5,536
Part Time	Associated Funds for acquiring right-of-way easements	Part Time	\$ 11,863	\$ 12,514	\$ (651)
FICA - Employer Portion	Associated Funds for Managing "C"-Fund Projects	"C" Fund Project Mgr.	\$ 5,780	\$ 5,258	\$ 522
SCRS - Employer Portion	Associated Funds for Managing "C"-Fund Projects	"C" Fund Project Mgr.	\$ 7,045	\$ 6,640	\$ 405
Employee Insurance - Employer	Associated Funds for Managing "C"-Fund Projects	"C" Fund Project Mgr.	\$ 7,800	\$ 7,800	\$ -
Workers Comp. - Employer	Associated Funds for Managing "C"-Fund Projects	"C" Fund Project Mgr.	\$ 2,018	\$ 1,757	\$ 261
SCRS - Employ. Portion (Retiree)	Associated Funds for acquiring right-of-way easements	Part Time	\$ -	\$ 1,386	\$ (1,386)
Office Supplies	Associated Funds for Managing "C"-Fund Projects	"C" Fund Project Mgr.	\$ 100	\$ 58	\$ 42
Duplicating	Associated Funds for Managing "C"-Fund Projects	"C" Fund Project Mgr.	\$ 100	\$ 29	\$ 71
Operating Supplies	Associated Funds for Managing "C"-Fund Projects	"C" Fund Project Mgr.	\$ 100	\$ -	\$ 100
General Tort Liability Insurance	Associated Funds for Managing "C"-Fund Projects	"C" Fund Project Mgr.	\$ 77	\$ 75	\$ 2
Telephone	Associated Funds for Managing "C"-Fund Projects	"C" Fund Project Mgr.	\$ 241	\$ -	\$ 241
Smart Phone Charges	Associated Funds for Managing "C"-Fund Projects	"C" Fund Project Mgr.	\$ 1,380	\$ 631	\$ 749
E-mail Service Charges	Associated Funds for Managing "C"-Fund Projects	"C" Fund Project Mgr.	\$ 81	\$ -	\$ 81
Conference, Meeting, & Training	Associated Funds for Managing "C"-Fund Projects	"C" Fund Project Mgr.	\$ 1,000	\$ 793	\$ 207
Gas, Fuel, & Oil	Associated Funds for Managing "C"-Fund Projects	"C" Fund Project Mgr.	\$ 1,440	\$ -	\$ 1,440
Small Tools & Minor Equipment	Associated Funds for Managing "C"-Fund Projects	"C" Fund Project Mgr.	\$ 500	\$ 78	\$ 422
TOTALS			\$ 103,220	\$ 95,178	\$ 8,042

Manager worked on these projects and all associated expenditures are incorporated into the Local and State			C-Proj. Mngr
2015 AMP	Road Resurfacing	Resurfacing	\$ 2,387
2016 AMP	Road Resurfacing	Resurfacing	\$ 4,575
Windy Wood Road	Paving portion from Ben Franklin Rd to Calks Ferry Rd	Paving	\$ 6,202
Stirlington Rd	Drainage Repairs along Stirlington Road	Drainage	\$ 427
DE Clark Road	Paving from Water Tank Rd to US 178 (Fairview Rd)	Paving	\$ 12,564
Sandy/Spruce Lane	Drainage improvements/Paving	Drainage/Paving	\$ 10,297
Golden Jubilee Road	Paving from End Pavement to End Pavement	Paving	\$ 5,388
Ashby Dr	Paving from Ball Park Rd. to Invin Jumper St	Paving	\$ 1,707
Limestone Road	Paving from Wessinger Rd to St. Thomas Church Rd	Paving	\$ 1,467
SC 302 Landfill Ln Int	Paving a turn lane along SC 302	Paving	\$ 80
Bridleidge Subdivision	Slope Stabilization between Dempsey Dr. Bridleidge Rd	Drainage	\$ 6,736
Harvestview Road	Paving from E. Boundary St to Crooked Creek Rd	Paving	\$ 9,363
Foremost Drive	Paving from Nazareth Road to Frieda Road	Paving	\$ 6,149
South Cove Dr	Paving from Ramblin Rd to end	Paving	\$ 880
Buck Corley Rd Sidewalk	Sidewalk from Hwy 6 to Nazareth Rd	Sidewalk	\$ 1,347
Bub Shumpert Rd	Paving from Hwy 178 to Hartley Quarter Rd	Paving	\$ 1,254
Alice Dr	Paving from US 321 to Pound Rd	Paving	\$ 1,627
Martin Neese Road	Paving from Hwy 6 to I.W. Hutto Rd	Paving	\$ 1,601
Old Charleston Road	Paving from Calks Ferry Rd to Pond Branch Rd	Paving	\$ 4,802
Ruth Vista Road	Paving from Sherwood Dr to Pepper Rd	Paving	\$ 4,001
2013 Full Depth Reclamation	Wood Moor, Hope Springs Subdivisions	Resurfacing	\$ 507
US 321 Turn Lane	US 321/Sandhills Pkwy Intersection Project	Paving	\$ 2,801
Water Tank Road	Paving from Harvey Berry Rd to D E Clark Rd	Paving	\$ 5,002
Pine Plain Rd	Paving from SC 6 to Redmond Mill Rd	Paving	\$ 3,201
Bush River Road Sidewalk	Sidewalk from Commercial Dr to River Oaks Ct	Sidewalk	\$ 814
	TOTAL	TOTAL	\$ 95,178

LEXINGTON COUNTY CTC ANNUAL C FUND REPORT

JULY 1, 2015-JUNE 30, 2016

NON-RECURRING FUNDS (H.4230)

REPORT DATE: SEPTEMBER 27, 2016

INCOME AND EXPENSES

Balance of Funds as of July 1, 2015		\$	-
Income:			
Funds Received for Period July 1, 2015 through June 30, 2016	\$	8,523,367.09	
Interest Earned for Period July 1, 2015 through June 30, 2016	\$	21,998.77	
Total Income		\$	8,545,365.86

Expenses:

State Road Project Expenditures	\$	8,523,367.00	
Total Expenditures		\$	8,523,367.00
Balance of Funds as of June 30, 2016		\$	21,998.86

FUNDING COMMITMENTS

State Road Projects	\$	-	
Total Committed Funds		\$	-
Total Uncommitted Funds Available for New Projects		\$	21,998.86
Uncommitted Funds as Percent of Total Income =			0%

LEXINGTON COUNTY CTC ANNUAL C FUND REPORT

JULY 1, 2015-JUNE 30, 2016

REPORT DATE: SEPTEMBER 27, 2016

STATE ROAD PROJECTS

LOCAL ROUTE	PROJECT DESCRIPTION	WORK TYPE	RESPONSIBLE AGENCY	BUDGET	TOTAL EXPENDITURE	CURRENT FISCAL YEAR EXPENDITURE	REMAINING BUDGET
S-32	Resurfacing 86 Various S-32 Roads	Resurface	SCDOT	\$ 8,523,367	\$ 8,523,367	\$ 8,523,367	-
TOTALS				\$ 8,523,367	\$ 8,523,367	\$ 8,523,367	\$ -

CTC Chairman: W. Todd Cullen

Date: 9-27-16

PICKENS COUNTY CTC ANNUAL REPORT
JULY 1, 2015 - JUNE 30, 2016

INCOME AND EXPENSES

Balance of Funds as of July 1, 2015	\$ 4,297,388
Income:	
Funds Received for Period July 1, 2015 through June 30, 2016	\$ 1,731,594
Interest Earned for Period July 1, 2015 through June 30, 2016	\$ 4,012
Total Income	\$ 1,735,606
Expenses:	
Administrative Expenses	\$ 112
Local Paving Project Expenditures	\$ 992,831
State Road Project Expenditures	\$ 108,522
Total Expenditures	\$ 1,101,465
Balance of Funds as of June 30, 2015	\$ 4,931,529

FUNDING COMMITMENTS

Local Paving Projects	\$ 1,716,698
State Road Projects	\$ 2,758,777
Total Committed Funds	\$ 4,475,475
Total Uncommitted Funds Available for New Projects	\$ 456,054

LOCAL PAVING PROJECTS

	LOCAL ROUTE	PROJECT DESCRIPTION	WORK TYPE	RESPONSIBLE AGENCY	BUDGET	TOTAL EXPENDITURES	CURRENT FISCAL YEAR EXPENDITURES	REMAINING BUDGET
X	Bank Street	Parking and drainage upgrade	Maintenance	Central	\$ 108,000	\$ 0	\$ 0	\$ 108,000
X	varies	Road striping	safety	Pickens County	\$ 60,000	\$ -	\$ 60,479	\$ (479)
X	Cartee Road rehab	reconstruction of Cartee road	safety	Pickens County	\$ 537,547	\$ 491,285	\$ 490,834	\$ 46,713
X	Old Central Rd	Reconstruction of Old Central Road and Clemson st.	Maintenance	PCTC	\$ 728,000	\$ 17,372	\$ 333,482	\$ 377,146
X	Cross Creek Culvert Replacement	Replace washed out pipe	Maintenance	Central	\$ 152,740	\$ -	\$ -	\$ 152,740
X	Love and Care Rd.	Replace washed out pipe engineering cost	Maintenance	PCTC	\$ 100,000	\$ 69,959	\$ 68,541	\$ 31,459
X	Crow Creek Church Road	warning lights for fire dept.	safety	Pickens County	\$ 10,000	\$ -	\$ -	\$ 10,000
X	Granny Gear Road	Reconstruct roadway	Maintenance	Pickens County	\$ 150,000	\$ -	\$ -	\$ 150,000
X	Tarent Street Storm Drainage	Replace washed out pipe	Maintenance	Central	\$ 41,614	\$ -	\$ 39,495	\$ 2,119
X	Commerce St. Rehab.	Rehabilitate commerce St.	Maintenance	Liberty	\$ 170,000	\$ -	\$ -	\$ 170,000
X	Love and Care Rd.	Construction costs for new culverts	Maintenance	Pickens County	\$ 669,000	\$ -	\$ -	\$ 669,000
		TOTALS			\$ 2,629,701	\$ 578,616	\$ 992,831	\$ 1,716,698

EXPENDITURES FOR LOCAL PAVING PROJECTS AS PERCENT OF TOTAL INCOME = 57.2%

STATE ROAD PROJECTS

ROAD - ROUTE	PROJECT DESCRIPTION	WORK TYPE	RESPONSIBLE AGENCY	BUDGET	EXPENDITURES	CURRENT FISCAL YEAR EXPENDITURES	REMAINING BUDGET
X	Shady Grove Road warning lights	safety	Pickens Co.	\$ 19,808			\$ -
X	varies	safety	PCTC	\$ 704,025	\$ 504,777	21,578	\$ 19,808
X	Clayton Street	safety	PCTC	\$ 274,438	\$ 24,150	6,350	\$ 177,670
X	SC 11	Construction	PCTC	\$ 180,000	\$ 250	-	\$ 243,938
X	Ann Street	Construction	SCDOT	\$ 90,000	\$ 90,000	-	\$ 179,750
X	Ann Street	safety	PCTC	\$ 1,947,293	\$ 22,790	24,922	\$ 1,899,581
X	Roy F. Jones Rd.	Maintenance	PCTC	\$488,644.86	\$461,268.00	7,893	\$ 19,484
X							\$ -
X							\$ -
X	Ruhama Rd.	safety	PCTC	\$46,000.00	\$7,575.00	30,125	\$ 8,300
X	S.C. 8	safety	PCTC	\$40,700.00		17,654	\$ 23,046
X	US 123	safety	Clemson	\$187,200.00	\$0.00	-	\$ 187,200
X	TOTALS			\$ 3,978,109	\$ 1,110,810	108,522	2,758,777

STATE ROAD MATCH PROJECTS

ROAD - ROUTE	PROJECT DESCRIPTION	WORK TYPE	RESPONSIBLE AGENCY	CTC PROGRAM MATCH FUNDS COMMITTED	EXPENDITURES	CURRENT FISCAL YEAR EXPENDITURES	REMAINING BUDGET
				\$ -	\$ -	\$ -	\$ -
				\$ -	\$ -	\$ -	\$ -
	TOTALS			\$ -	\$ -	\$ -	\$ -

EXPENDITURES FOR STATE ROAD PROJECTS AND MATCH PROJECTS IN EXCESS OF MATCH AMOUNT AS PERCENT OF TOTAL INCOME = 6.3%
in excess of match amounts may be applied towards

CTC Chairman: Curtis Bynum
Date: 10-12-2016

PICKENS COUNTY CTC ANNUAL REPORT

JULY 1, 2015 - JUNE 30, 2016
NON-RECURRING FUNDS (H.4230)

INCOME AND EXPENSES

Balance of Funds as of July 1, 2015	\$ -
Income:	
Funds Received for Period July 1, 2015 through June 30, 2016	\$ 4,889,038
Interest Earned for Period July 1, 2015 through June 30, 2016	\$ -
Total Income	<u>\$ 4,889,038</u>
Expenses:	
Administrative Expenses	-
State Road Project Expenditures	\$ 4,355,543
Total Expenditures	<u>\$ 4,355,543</u>
Balance of Funds as of June 30, 2015	<u>\$ 533,495</u>

FUNDING COMMITMENTS

State Road Projects	\$ -
Total Committed Funds	<u>\$ -</u>
Total Uncommitted Funds Available for New Projects	<u>\$ 533,495</u>

STATE ROAD PROJECTS

ROAD - ROUTE	PROJECT DESCRIPTION	WORK TYPE	RESPONSIBLE AGENCY	BUDGET	EXPENDITURES	CURRENT FISCAL YEAR EXPENDITURES	REMAINING BUDGET
S-188 and S-122	Reclamation projects for s-188 and S-122	Maintenance	SCDOT	\$ 1,538,564	\$ 1,538,564	1,538,564	\$ -
S-28, Powdersville Road	Reclamation projects for s-28	Maintenance	SCDOT	\$ 2,816,979	\$ 2,816,979	2,816,979	\$ -
	TOTALS			\$ 4,355,543	\$ 4,355,543	4,355,543	\$ -

X
X
X
X
X

CTC Chairman: *Carl L. Byrum*
 Date: 10-13-2016

**SALUDA COUNTY ANNUAL C FUND REPORT
JULY 01, 2015- JUNE 30, 2016
RECURRING FUNDS**

INCOME AND EXPENSES

Balance of Funds as of July 1, 2015----- \$946,413.85

Income:

Funds Received for Period July 1, 2015 through June 30, 2016 \$849,456.19
 Interest Earned for Period July 1, 2015 through June 30, 2016 \$9,320.34
 Other Income (Returned Committed Funds) \$52,444.65
 Sale of Plans \$100.00

Total Income ----- \$911,321.18
 \$1,857,735.03

Expenses:

Administrative expense \$51.88
 State Projects Expenditures \$254,607.39
 County Projects Expenditures \$662,063.20

Total Expenditures ----- \$916,722.47

Balance of Funds as of June 30, 2016----- \$941,012.56

FUNDING COMMITMENTS

Local Paving Projects \$574,403.99
 State Road Projects \$0.00

Total Committed Funds \$574,403.99
 Total Uncommitted Funds Available for New Projects----- \$366,608.57

Uncommitted Funds as Percent of Total Income = 41%


 8/1/16

CHAIRMAN OF THE SALUDA CTC

***checks for uncommitted funds should be listed as other income under the income heading.

LOCAL PAVING PROJECTS FY 2015-2016

LOCAL ROUTE	PROJECT DESCRIPTION	WORK TYPE	RESPONSIBLE AGENCY	BUDGET	TOTAL EXPENDITURES	CURRENT FY EXPENDITURES	REMAINING BUDGET
Various	Storm Drain CR001-2014	Culvert Replacement	R&B County	\$389,381.62	\$389,381.62	\$240.00	\$0.00 Closed
Various	Centerline Painting	Line Painting	R&B County	\$13,146.00	\$7,181.16		\$0.00 Closed
Various	Rocking RH0042	Gravelling Roads	R&B County	\$183,427.40	\$182,251.20	\$182,251.20	\$0.00 Closed
Various	Storm Drain CR002-2015	Culvert Replacement	R&B County	\$541,115.00	\$469,241.50	\$466,841.50	\$71,873.50 Open
Various	Calcium Chloride Proj.	CACL2 on Roads	R&B County	\$22,000.00	\$8,369.79	\$8,369.79	\$0.00 Closed
Various	High/Middle School Bus Loop	Paving-Reclamation	R&B County	\$308,620.00	\$240.00	\$240.00	\$308,380.00 Open
Various	Calcium Chloride Proj.	CACL2 on Roads	R&B County	\$21,000.00	\$4,120.71	\$4,120.71	\$16,879.29 Open
Various	Rocking RH0043	Road Rocking	R&B County	\$177,271.20	\$4,120.71	\$4,120.71	\$177,271.20 Allocated
TOTALS				\$1,655,961.22	\$1,060,785.98	\$662,063.20	\$574,403.99

EXPENDITURES FOR LOCAL PAVING PROJECTS AS PERCENT OF TOTAL INCOME 73%

MONIES FROM COMPLETED PROJECTS WILL BE FUNNELED BACK INTO ACTIVE MONIES

STATE ROAD PROJECTS

LOCAL ROUTE	PROJECT DESCRIPTION	WORK TYPE	RESPONSIBLE AGENCY	BUDGET	EXPENDITURES	CURRENT FY EXPENDITURES	REMAINING BUDGET
P030136 (b)	S-107, S-25, S-29, & S-107 Resurfacing	Reclamation/Resurfacing	SCDOT	7,413.90	7,413.90	7,413.90	
27467	S-59 (US178-S431)	Resurfacing	SCDOT	\$339,225.18	\$339,225.18		
28695	S-107 (Gabe Rd. - Little Saluda Bridge)	Resurfacing	SCDOT	\$ 491,076.25	\$ 491,076.25	\$121,237.25	
CR002-2015	S-360 Medical Park Rd.(Nursing Center)	Sidewalk	CTC-County	\$ 125,956.24	\$ 125,956.24	\$125,956.24	\$ -
TOTALS				\$963,671.57	\$963,671.57	\$254,607.39	\$0.00

EXPENDITURES FOR STATE ROAD PROJECTS AS PERCENT OF TOTAL INCOME 28%

CTC CHAIRMAN: _____

DATE: 8/19/16 Conceited AF

SALUDA COUNTY ANNUAL C FUND REPORT
JULY 01, 2015- JUNE 30, 2016
NON-RECURRING FUNDS (H.4230)

INCOME AND EXPENSES

Balance of Funds as of July 1, 2015-----	\$0.00
Income:	
Funds Received for Period July 1, 2015 through June 30, 2016	\$2,444,518.98
Interest Earned for Period July 1, 2015 through June 30, 2016	
Total Income -----	\$2,444,518.98
Expenses:	
State Projects Expenditures	\$2,451,932.88
Total Expenditures -----	\$2,451,932.88
Balance of Funds as of June 30, 2016-----	-\$7,413.90

FUNDING COMMITMENTS

State Road Projects	\$0.00
Total Commitments	\$0.00
Total Uncommitted Funds Available for New Projects-----	-\$7,413.90


 8/1/16

CHAIRMAN OF THE SALUDA CTC

***checks for uncommitted funds should be listed as other income under the income heading.

STATE ROAD PROJECTS

LOCAL ROUTE	PROJECT DESCRIPTION	WORK TYPE	RESPONSIBLE AGENCY	BUDGET	EXPENDITURES	CURRENT FY EXPENDITURES	REMAINING BUDGET
P030136 (a)	Resurfacing/Reclamation S-107, S-29, S-25, & S-107	Reclamation/Resurface	SCDOT	2,444,518.98	2,444,518.98	2,444,518.98	\$0.00
TOTALS				\$2,444,518.98	\$2,444,518.98	\$2,444,518.98	\$0.00

CTC CHAIRMAN: _____
 (Signature)

DATE: 8/9/16 Contracted AL

2016 SPARTANBURG COUNTY CTC ANNUAL C FUND REPORT
 JULY 1, 2015 - JUNE 30, 2016
 RECURRING FUNDS

<u>INCOME AND EXPENSES</u>	
Balance of Funds as of July 1, 2015	\$ 5,089,410
Income:	
Funds Received for Period July 1, 2015 through June 30, 2016	4,289,707
Interest Earned for Period July 1, 2015 through June 30, 2016	32,805
Total Income	4,322,512
Expenses:	
Administrative Expenses	1,432
Local Paving Project Expenditures	2,662,241
State Road Project Expenditures	727,413
Total Expenditures	3,381,086
Balance of Funds as of June 30, 2016	\$ 6,030,836
<u>FUNDING COMMITMENTS</u>	
Local Paving Projects	1,660,783
State Road Projects	1,639,132
Total Committed Funds	3,119,915
Total Uncommitted Funds Available for New Projects	\$ 2,910,922
Uncommitted Funds as Percent of Total Income =	67.3%

LOCAL ROAD PROJECTS

LOCAL ROUTE	PROJECT DESCRIPTION	WORK TYPE	RESPONSIBLE AGENCY	BUDGET	TOTAL EXPENDITURES	CURRENT FISCAL YEAR EXPENDITURES	REMAINING BUDGET
09001 12382/1659	Glacial Bridge Restoration	Bridge - Foot Traffic	Spartanburg County	\$ 120,000.00	\$ 120,000.00	\$ 69,500.00	\$ -
12014 County Portion	Old Blackstock Road, Fairforest Widening	Widening Roadway	Spartanburg County	686,522.66	686,522.66	35,946.64	-
13023 1122	Widening Blackstock Road @ Highway 9	Widening	Spartanburg County	334,097.63	334,097.63	245,220.84	-
14010 8299	Cambridge Dr Hydrology Study by FEMA	Hydrology study	Spartanburg County	80,770.00	24,400.00	-	56,370.00
15006 11366	Phase 1 of 4th Street Widening	Engineering, ROW and 1st stage of construction	Spartanburg County	700,000.00	188,463.39	48,360.32	591,556.62
15010 Various	City of Spartanburg Resurfacing	Resurface roadways	City of Spartanburg	350,000.00	350,000.00	350,000.00	-
15011 Various	Spartanburg County Resurfacing	Resurface roadways	Spartanburg County	1,575,215.31	1,575,215.31	176,518.84	-
15012 Various	Municipal Resurfacing	Resurface roadways	Spartanburg County	284,260.04	284,260.04	37,637.09	-
15016 0	Closing off north end of Vineyard Road	Improvements	Spartanburg County	90,624.00	90,624.00	90,624.00	-
16003 Glendale	Glendale Bridge	Restoration	Spartanburg County	87,313.00	87,313.00	87,313.00	-
16008 Various	Spartanburg County Resurfacing	Resurface roadways	Spartanburg County	1,679,425.35	1,286,344.00	1,286,344.00	393,081.35
16009 Various	Municipal Resurfacing	Resurface roadways	Spartanburg County	239,371.00	224,776.31	224,776.31	14,594.69
16012 Various	Survey for road closures	Survey for road closures	Spartanburg County	5,200.00	-	-	5,200.00
16013 Genoble Road & Robinson Road	Genoble Road Widening	Widening Roadway	Spartanburg County	60,000.00	-	-	60,000.00
16014 Shiloh Church Road/Hwy 357	Shiloh Church Road Reassignment	Roadway Reassignment	Spartanburg County	110,000.00	-	-	110,000.00
16015 Various	City of Spartanburg Resurfacing	Resurface roadways	City of Spartanburg	350,000.00	-	-	350,000.00

TOTALS: \$ 6,782,798.99 \$ 6,172,016.33 \$ 2,652,241.24 \$ 1,580,762.66
 EXPENDITURES FOR LOCAL PROJECTS AS PERCENT OF TOTAL INCOME = 61.4%

STATE ROAD PROJECTS

ROAD - ROUTE	PROJECT DESCRIPTION	WORK TYPE	RESPONSIBLE AGENCY	BUDGET	EXPENDITURES	CURRENT FISCAL YEAR EXPENDITURES	REMAINING BUDGET
07022 Various	Sidewalk Installation in Pacolet	Sidewalks	Town	67,895.00	40,400.00	8,300.00	27,595.00
12008 SC 9	Hwy 9 Roadside Improvements & Signage	Roadside Improvements and Welcome Sign	Boiling Springs Beautification Committee	13,743.00	13,145.00	13,145.00	598.00
12008 S31 @ 1836	Cannons Camground Road Turning Lanes	Construct Turning Lanes	Spartanburg County	159,363.59	39,833.59	3,048.53	119,560.00
12018 SC 150 & Sunny Acres Road	Pacolet River Gateway Roundabout	Construct Roundabout	SCDOT	40,360.00	-	-	40,360.00
13010	Connect Pacolet Gateway Riverwalk with road	Connect Packboat River Walk with Road Construction	Town of Pacolet	287,000.00	46,312.09	46,312.09	240,687.91
13023 1122	Placement of Wayfinding & Historical Signage	Placement of Wayfinding & Historical Signs	Town of Reidville	14,000.00	6,772.40	6,772.40	7,227.60
14011 S41	Widen Blalock Road @ Highway 9	Widen	Spartanburg County	56,130.00	56,130.00	56,130.00	-
14018 S1258 & S1259	Improve Intersection on North Blackstock	Intersection Improvements	Spartanburg County	47,602.80	507,686.99	280,145.77	-
14021 Various	Demolish/Construct Sidewalk	Demolish and reconstruct sidewalk	City of Spartanburg	11,406.82	5,553.82	-	47,602.80
15007 Lake Forest Drive and Courier Place	Install Street & Welcome Signs	Install street signs and Welcome signs	Town of Cowpens	113,624.80	113,624.80	91,888.98	5,853.00
15008 US Highway 221	Storm Drain Improvements	Replace complete storm drain	Spartanburg County	250,000.00	69,733.42	69,733.42	180,266.58
15009 Highway 176	Project Emerald	Road improvements for Economic Development	Spartanburg County	56,250.00	56,250.00	56,250.00	-
16004 357 & 358	Install Traffic Signal @ North Spartanburg Fire Department	Install Signal	SCDOT	30,832.00	-	-	30,832.00
16005 357 @ Tiger River Fire Department	Intersection Improvement	Intersection Improvements	SCDOT	15,416.00	-	-	15,416.00
16006 Drayton Road	Install Flashers @ Tiger River Fire Department	Install Flashers	SCDOT	49,735.00	8,687.00	8,687.00	41,048.00
16007 Little Mountain & Gano Road	Install signal and crosswalk @ Drayton Lofts	Install signal & crosswalk	SCDOT	106,991.84	106,991.84	106,991.84	-
16010 Various	Resurfacing Shortage	Resurface roadways	SCDOT	711,000.00	-	-	711,000.00
16011 N. Pine St / E. Cleveland St.	SCDOT Resurfacing	Resurface roadways	SCDOT	71,125.00	-	-	71,125.00
	Intersection Improvement @ N. Pine, E. Cleveland, & Beamount Mill	Intersection Improvements	City of Spartanburg	71,125.00	-	-	71,125.00
TOTALS:				\$ 2,610,252.84	\$ 1,071,120.95	\$ 727,413.03	\$ 1,539,131.89

EXPENDITURES AS PERCENT OF TOTAL INCOME = 16.8%

EXPENDITURES FOR STATE PROJECTS AS PERCENT OF TOTAL INCOME = 16.8%

CTC Chairman: T. A. [Signature] (Signature)

Date: 10/12/16

2016 SPARTANBURG COUNTY CTC ANNUAL C FUND REPORT

JULY 1, 2015 - JUNE 30, 2016

NON-RECURRING FUNDS (H:4230)

INCOME AND EXPENSES

Balance of Funds as of July 1, 2015	\$	-
Income:		
Funds Received for Period July 1, 2015 through June 30, 2016		9,846,003
Total Income		9,846,003

Expenses:

State Road Project Expenditures	2,133,865
Total Expenditures	<u>2,133,865</u>
Balance of Funds as of June 30, 2016	\$ 7,712,138

FUNDING COMMITMENTS

State Road Projects	7,712,138
Total Committed Funds	<u>7,712,138</u>
Total Uncommitted Funds Available for New Projects	\$ (0)

Uncommitted Funds as Percent of Total Income = 0.0%


STATE ROAD PROJECTS

ROAD - ROUTE	PROJECT DESCRIPTION	WORK TYPE	RESPONSIBLE AGENCY	BUDGET	EXPENDITURES	CURRENT FISCAL YEAR EXPENDITURES	REMAINING BUDGET
--------------	---------------------	-----------	--------------------	--------	--------------	----------------------------------	------------------

15902 Various State Secondary Rd Non-Recurring Funds Resurfacing Spartanburg County 8,713,177.22 2,001,038.86 2,001,038.86 7,712,138.36

TOTALS: \$ 9,713,177.22 \$ 2,001,038.86 \$ 2,001,038.86 \$ 7,712,138.36

EXPENDITURES FOR STATE PROJECTS AS PERCENT OF TOTAL INCOME = 20.3%

CTC Chairman: 
(Signature)

Date: 10/12/16

Sumter County ANNUAL C FUND REPORT
JULY 1, 2015 - JUNE 30, 2016

INCOME AND EXPENSES

Balance of Funds as of July 1, 2015

2,964,319.04

Income:

Funds Received for Period July 1, 2015 through June 30, 2016

2,013,509.04

Interest Earned for Period July 1, 2015 through June 30, 2016

1,799.65

Total Income

2,015,308.69

Expenses:

Administrative Expenses

449.50

Local Paving Project Expenditures

1,073,350.42

State Road Project Expenditures

753,596.03

State Road Match Expenditures

0.00

Total Expenditures

1,827,395.95

Balance of Funds as of June 30, 2016

3,152,231.78

FUNDING COMMITMENTS

Local Paving Projects

497,923.63

State Road Projects

734,615.28

State Road Match Projects


1,232,538.91

Total Committed Funds

1,919,692.87

Total Uncommitted Funds Available for New Projects

Sumter CTC
15-16 CTC Funds

LOCAL ROAD PROJECTS									
LOCAL ROUTE	PROJECT DESCRIPTION	WORK TYPE	RESPONSIBLE AGENCY	BUDGET	TOTAL EXPENDITURES	CURRENT EXPENDITURES	REMAINING BUDGET		
	Sumter Main Street Revitalization	Resurfacing	City of Sumter	\$263,427.30	\$ 263,427.30	\$ 263,427.30	\$ 0		
	Newman Street Storm Drain Replacement	Pipe Replacement	City of Sumter	\$ 131,806.00	\$ 131,806.00	\$ 131,806.00	\$ -		
	City Streets Resurfacing Project 2015-Resurfacing & Item Advertisement	Resurfacing	City of Sumter	\$ 198,111.99	\$ 198,111.99	\$ 198,111.99	\$ -		
	Resurfacing County Roads, Kei-sam S/D, Hidden Haven S/D, Beech Creek S/D	Resurfacing	Sumter County	\$ 436,255.13	\$ 436,255.13	\$ 436,255.13	\$ -		
	Resurfacing City Streets	Resurfacing	City of Sumter	\$ 497,923.63	\$ -	\$ -	\$ 497,923.63		
	Pearce Subdivision - Engineering - Drainage Improvement, Redesign Storm Drain, Permitting	Engineering	Sumter County	\$ 43,750.00	\$ 43,750.00	\$ 43,750.00	\$ -		
				\$1,571,274.05	\$ 1,073,950.42	\$ 1,073,950.42	\$ 497,923.63		
	EXPENDITURES FOR LOCAL PAVING PROJECTS AS PERCENT OF TOTAL INCOME=								
			53.26%						
STATE ROAD PROJECTS									
ROAD ROUTE	PROJECT DESCRIPTION	WORK TYPE	RESPONSIBLE AGENCY	BUDGET	TOTAL EXPENDITURES	CURRENT EXPENDITURES	REMAINING BUDGET		
	Guard Rail for Wise Drive	Guardrail	SCDOT	\$18,000	\$18,000	\$18,000	\$ -		
	Road Dedication Sign	Sign	SCDOT	\$500	\$500	\$500	\$ -		
	Road Dedication Sign	Sign	SCDOT	\$500	\$500	\$500	\$ -		
	Woodcrest Street, Palmetto Street, Chappell Court, Monroe Street, Fort Street, White Oak Park	Resurfacing	City	\$25,740.25	\$ 25,740.25	\$ 25,740.25	\$ -		
	RPMs for roads on State Streets Resurfacing Project 2015	Resurfacing	City	\$285.00	\$ 285.00	\$ 285.00	\$ -		
	State Roads in the City/County paved by the County -Bynum, Branwood, Fenimore/Creekside, Hilltop, Stuckey, Hayward, Harvey, Adam, Hendetta, Curtiswood, Lakeshore, San Souci, Amella	Resurfacing	County	\$633,821.33	\$ 633,821.33	\$ 633,821.33	\$ -		
	Salem Avenue Resurfacing Change Order for State Streets Resurfacing Project 2015	Resurfacing	City	\$ 74,720.40	\$ 74,720.40	\$ 74,720.40	\$ -		
	State Roads Resurfacing by City of Sumter, Advertisement for State Street Resurfacing	Resurfacing	City	\$ 734,644.33	\$ 29.05	\$ 29.05	\$ 734,615.28		
				\$ 1,488,211.31	\$753,596.03	\$ 753,596.03	\$ 734,615.28		
				\$ 3,059,465.36	\$ 1,826,946.45	\$ 1,826,946.45	\$ 1,232,518.91		
	EXPENDITURES FOR STATE PAVING PROJECTS AS PERCENT OF TOTAL INCOME=								
			37.38%						
	CTC Chairman:								
	CTC Date:	10-20-16							

H 4230 Funds - Sumter County

Balance of Funds as of July 1, 2015 0.00

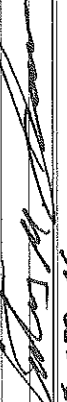
Income: H.4230 Non-recurring Funds Received:
Funds Received for Period July 1, 2015 through June 30, 2016 5,083,734.18

Expenses:
State Road Project Expenditures
State Road Match Expenditures
Total Expenditures 0.00

Balance of H.4230 Non-recurring Funds as of June 30, 2016 5,083,734.18

Commitments of Cash Balance for H.4230 Non-Recurring Funds:
State Road Projects \$2,559,812.08
Total Funds Committed 2,559,812.08
Total Uncommitted Balance - H.4230 Non-Recurring Funds 2,523,922.10

Sumter CTC
15-16 H4230 Funds

STATE ROAD PROJECTS							
ROAD ROUTE	PROJECT DESCRIPTION	WORK TYPE	RESPONSIBLE AGENCY	BUDGET	TOTAL EXPENDITURES	CURRENT EXPENDITURES	REMAINING BUDGET
	Resurface State Streets: West Oakland Ave, Fulton Street, Long Barn Court, Crosswell Drive/Yeadon and Lindley Avenue	Resurfacing	SCDOT	\$1,519,524.16	\$0.00	\$0.00	\$1,519,524.16
	Resurface State Streets by City of Sumter: Wactor, Edgewater, Vivian, Ellen Drive, Mattison, Providence/Kilgo, President/Midale, Willis, Peace, Milton, Anne Park, N&S Sumter, Washington	Resurfacing	City of Sumter	\$1,040,287.92	\$0.00	\$0.00	\$1,040,287.92
				\$2,559,812.08	\$0.00	\$0.00	\$2,559,812.08
EXPENDITURES FOR STATE PAVING PROJECTS AS PERCENT OF TOTAL INCOME=							
CTC Chairman: 							
CTC Date: 10-28-16							

York County Annual C Fund Report

July 1, 2015 - June 30, 2016

Report Date = September 25, 2016

INCOME AND EXPENSES

Balance of Funds as of July 1, 2015		\$ 13,129,891.79
Income:		
Funds Received for Period July 1, 2015 through June 30, 2016	\$ 4,447,509.98	
Interest Earned for Period July 1, 2015 through June 30, 2016	\$ 82,778.92	
Rainey Park Trail Reimbursement	\$ 18,126.00	
Total Income	\$ 4,548,414.90	
Expenses:		
Administrative Expenses		
Local Road Project Expenditures	\$ 1,654,238.84	
State Road Project Expenditures	\$ 5,821,357.84	
State Road Match Expenditures	\$ 0.00	
Total Expenditures	\$ 7,475,596.68	
Balance of Funds as of June 30, 2016		\$ 10,202,710.01

FUNDING COMMITMENTS

Local Paving Projects	\$ 4,979,251.40
State Road Projects	\$ 2,222,989.97
State Road Match Projects	\$ 0.00
Total Committed Funds	\$ 7,202,241.37
Total Uncommitted Funds Available for New Projects	\$ 3,000,468.64

LOCAL PAVING PROJECTS

Local Route	Approval Year	Project Description	Work Type	Responsible Agency	Budget	Total Expenditures	Current Fiscal Year Expenditures	Remaining Budget
Seaside Drive	2009-2010	CF 09-10 EN	Paving	York County (EN)	\$ 14,404.00	\$ -	\$ -	\$ 14,404.00
Pendleton Street, Arlington Avenue, Glenn Street, Hagin Street, Fieldcrest Circle, Summers Glen, Alderagate Road, Hill Top Road, Catawba Avenue	2012-2013	CF 12-13 RH Resurfacing	Resurfacing	City of Rock Hill RH	\$ 68,874.93	\$ 39,890.00	\$ 39,890.00	\$ 28,984.93
Waterford Business Park - Apex Drive	2013-2014	CF 13-14 ED	Road Improvements	York County (ED)	\$ 332,473.00	\$ 332,473.00	\$ -	\$ -
AO Jones, Starlight, Regent Parkway, Blowing Rock Cove, Crown Ridge, Glenview Lane, Doe Ridge Lane	2013-2014	CF 13-14 EN Resurfacing	Resurfacing	York County (EN)	\$ 425,777.98	\$ 319,513.50	\$ 319,513.50	\$ 106,264.48
Cypress Road, Beaver Creek Trail, Purgatory Ridge, Brookview Road	2013-2014	CF 13-14 EN Gravel Road Paving	Paving	York County (EN)	\$ 571,618.10	\$ 16,850.00	\$ 16,850.00	\$ 554,768.10
Pelham Wood Drive, Chelveston Drive, Brentfield Drive, Breckenwood Drive, Brooklines Court, Arbor View Drive	2013-2014	CF 13-14 RH Resurfacing	Resurfacing	City of Rock Hill (RH)	\$ 446,297.27	\$ -	\$ -	\$ 446,297.27
Rinaldo Road, Sheffield Drive, Fleetwood Road, Erby Road, Cinda Street	2014-2015	CF 14-15 EN Gravel Road Paving	Paving	York County (EN)	\$ 625,960.00	\$ -	\$ -	\$ 625,960.00
Inman Cross Road	2014-2015	CF 14-15 EN State Resurfacing	Resurfacing	York County (EN)	\$ 51,423.57	\$ 40,557.67	\$ 40,557.67	\$ 10,865.90
Arrow Road Realignment	2014-2015	CF 14-15 ED	Road Improvements	York County (EN)	\$ 100,000.00	\$ 100,000.00	\$ -	\$ -
East York Industrial - Genthe Court	2014-2015	CF 14-15 ED	Road Improvements	York County (EN)	\$ 50,000.00	\$ -	\$ -	\$ 50,000.00
Looking Glass Lane, Chatham Avenue, Mallard Head Drive, Cape Cof Way, Nantucket Way, Sheheen Street	2014-2015	CF 14-15 RH Resurfacing	Resurfacing	City of Rock Hill (RH)	\$ 563,658.57	\$ -	\$ -	\$ 563,658.57
Silver Fox, Kiriidge Bay Lane, Tulaji Court, Spanish Wells, Heron Run, Neptune Landing, Ceht Court	2014-2015	CF 14-15 TC Resurfacing	Resurfacing	City of Tege Cay (TC)	\$ 283,240.00	\$ 208,008.77	\$ 208,008.77	\$ 75,231.23
Watson Street, Edgewater Way, Leeward Lane, Hollyhurst Lane, Monticello Drive, Ashford Way, Briham Place, South Atlantic Drive	2014-2015	CF 14-15 EN Resurfacing	Resurfacing	York County (EN)	\$ 692,601.44	\$ 596,945.90	\$ 596,945.90	\$ 95,655.54
District 2 Roads, District 3 Roads, District 5 Roads & Gibson Street	2015-2016	CF 15-16 PW	Calcium Chloride	York County (PW)	\$ 24,000.00	\$ -	\$ -	\$ 24,000.00
JB Corner Ballfield Parking Lot	2015-2016	CF 15-16 EN	Parking Lot	York County (EN)	\$ 60,000.00	\$ -	\$ -	\$ 60,000.00
Autumn Cove Traffic Improvements	2015-2016	CF 15-16 EN	Signage & Markings	York County (PW)	\$ 686.98	\$ -	\$ -	\$ 686.98
Taylor Street Paving	2015-2016	CF 15-16 EN	Paving	York County (EN)	\$ 45,000.00	\$ -	\$ -	\$ 45,000.00
East York Industrial - Electric Avenue	2015-2016	CF 15-16 ED	Road Improvements	York County (EN)	\$ 338,000.00	\$ -	\$ -	\$ 338,000.00
Devore Place, Stonewall Court, Gateway Blvd, Tarleton Court, Asbury Court, Milhaven Road, Hampshire Avenue, Rosewell Drive	2015-2016	CF 15-16 RH Resurfacing	Resurfacing	City of Rock Hill	\$ 552,478.00	\$ -	\$ -	\$ 552,478.00
Lake Vista Blvd, Caroland Dr, Horse shoe Trail, Vandora Springs Road, Knightsbridge Road, Riverfront Road, Spring Hill Court, White Ridge Drive, Kinglet Road, Belle Meade Drive, Covenant Place, Normandy Way, Creek Crossing, Hilldale Drive, Amberlside Drive, Malvern Drive	2015-2016	CF 15-16 EN Resurfacing	Resurfacing	York County (EN)	\$ 1,447,000.00	\$ -	\$ -	\$ 1,447,000.00
TOTALS					\$ 6,653,490.24	\$ 1,654,238.84	\$ 1,654,238.84	\$ 4,979,251.40

33.44%

EXPENDITURES FOR LOCAL PAVING PROJECTS AS PERCENT OF TOTAL INCOME =

State Paving Projects

Road/Route	Approval Year	Project Description	Work Type	Responsible Agency	Budget	Expenditures	Current Fiscal Year Expenditures	Remaining Budget
Hubert Graham Parkway	2006-2007	CF 06-07 SC	Match Improvements	SCDOT	\$ 91,605.00	\$ -	\$ -	\$ 91,605.00
Heckle Boulevard	2010-2011		Sidewalk	SCDOT	\$ 125,000.00	\$ 100,000.00	\$ 100,000.00	\$ 25,000.00
Grier Street, Stadium Street, Hoyle Street, Taylor Street, Blake Street, Timber Lane, Fairway Circle Bynum Street, Cummings Street, Maple Street, Smith Street, Gettys Street, Lakeview Drive, Timberlake Drive, Cherokee Avenue.	2012-2013	CF 12-13 RH Resurfacing	Resurfacing	City of Rock Hill	\$ 22,213.32	\$ -	\$ -	\$ 22,213.32
Green Street, Spruce Street, Blackburn Street, Rabbit Run, Craekwood Drive, Benfield Avenue	2013-2014	CF 13-14 EN Resurfacing	Resurfacing	York County (EN)	\$ 697,895.50	\$ 469,882.44	\$ 469,882.44	\$ 227,953.06
Elm Street, Hampshire Lane, Little Mountain Road, Parkview Street, Ole Cambridge Circle, Railroad Avenue, Scuyler Avenue, Flint Street, Barnes Street, Hampton Ridge Road, Springdale Road, Woodhaven Road, Still Avenue	2013-2014	CF 13-14 AD	Water, Sidewalk, roadway & curb	SCDOT	\$ 75,000.00	\$ -	\$ -	\$ 75,000.00
Paradise Community Improvement Project	2013-2014							
Foothills Way, Berrywood Lane, Beamguard Street, St. Paul Church Road, Marion Street, Bratton Street, Maiden Lane, Broad Street, Bynum Avenue, Calhoun Street, Morningside Drive, Grayson Road, Banks Street, Oak Street, Spratt Street	2014 - 2015	CF 14-15 SC Resurfacing	Resurfacing	SCDOT	\$ 2,600,540.04	\$ 2,535,389.45	\$ 2,535,389.45	\$ 65,150.59
PO 25491A								
Nottingham Drive, Aspen Lane, Moss Street, Robin Lane, Idlewild Drive, Forest Drive, Klis Court, Benson Lane, Juniper-Perguson, Cherry Street, Fairfield Street, Laurens Street	2014-2015	CF 14-15 EN State Road Resurfacing	Resurfacing	York County (EN)	\$ 900,511.78	\$ 324,683.21	\$ 324,683.21	\$ 575,828.57
Town of Sharon Sidewalk	2014-2015	CF 14-15 EN	Sidewalk	York County (EN)	\$ 100,000.00	\$ 68,442.74	\$ 68,442.74	\$ 31,557.26
ARVA	2014-2015	CF 14-15 ED	Road Improvements	York County (ED)	\$ 78,000.00	\$ -	\$ -	\$ 78,000.00
Kingsley Park	2014-2015	CF 14-15 ED	Road Improvements	York County (ED)	\$ 475,000.00	\$ 475,000.00	\$ 475,000.00	\$ -
White Street	2015-2016	CF 15-16 RH	Road Improvements	City of Rock Hill	\$ 300,000.00	\$ 74,800.00	\$ 74,800.00	\$ 225,200.00
Tega Cay Drive, Tega Cay Curb	2015-2016	CF 15-16 TC Resurfacing	Resurfacing/Curb Replacement	City of Tega Cay	\$ 309,057.00	\$ -	\$ -	\$ 309,057.00
Eastview Road / WPA Sidewalk	2015-2016	CF 15-16 SC	Sidewalk	SCDOT	\$ 50,000.00	\$ -	\$ -	\$ 50,000.00
Richard Street, Heckle Blvd, Dunlap	2015-2016	CF 15-16 SC Resurfacing	Resurfacing/Sidewalk	SCDOT	\$ 1,773,160.00	\$ 1,773,160.00	\$ 1,773,160.00	\$ -
Rodney Road, Liberty Hill Road, Park Drive, McGee Street, Colthrop Road	2015-2016	CF 15-16 ED	Road Improvements	York County (ED)	\$ 354,323.00	\$ -	\$ -	\$ 354,323.00
Schaeffler Group - Springhill Farm Road	2015-2016							


TOTALS EXPENDITURES FOR STATE ROAD PAVING PROJECTS AS PERCENT OF TOTAL INCOME = \$ 8,044,307.81 \$ 5,821,357.84 \$ 177.99%

TOTALS EXPENDITURES FOR STATE ROAD PROJECTS AND MATCH PROJECTS IN PERCENT OF MATCH AMOUNT AS PERCENT OF TOTAL INCOME = \$ 14,677,838.05 \$ 7,475,596.68 \$ 0.00%

CTC CHAIRMAN:

DATE:

10/24/16



York County Annual C Fund Report - One Time Funding

July 1, 2015 - June 30, 2016

Report Date = September 26, 2016

INCOME AND EXPENSES

Balance of Funds as of July 1, 2015		\$
Income:		
Funds Received for Period July 1, 2015 through June 30, 2016	\$ 7,117,227.82	
Interest Earned for Period July 1, 2015 through June 30, 2016	\$ 27,439.80	

Total Income \$ 7,144,667.62

Expenses:

Administrative Expenses		
State Road Project Expenditures	\$ 6,435,447.96	
Total Expenditures	\$ 6,435,447.96	
Balance of Funds as of June 30, 2016	\$ 709,219.66	

FUNDING COMMITMENTS

State Road Projects	\$	
State Road Match Projects	\$0.00	
Total Committed Funds	\$	
Total Uncommitted Funds Available for New Projects	\$	709,219.66

State Paving Projects

Road-Route	Approval Year	Project Description	Work Type	Responsible Agency	Budget	Expenditures	Current Fiscal Year Expenditures	Remaining Budget
Colthrop Road, Garrison Road/Vernon Road, Luckadoo Road, West Way, Fern Forest Court, Gardendale Road, Faulkner Road, Brown Street, College Street, Harbor Street, Rosewood Lane, Philbeck Road, Railroad Avenue, Victory Lane, Church/Oxford, Windy Hill Road, Quiet Acres Circle, Watson Street, Davis Street, Florence Street, Sanders Street, Morgan Street, Williamson Street, Wall Street, Halle Street, Castle Street, Warner Street, Ogden Road, Olewoods Drive, Windfield Court, Sharonwood Lane, Hollis Lakes Road, Shadowline Court, Camden Avenue, Nations Ford Road, John Street, Edwards Street, Garrison Road	2015-2016	15-16 SC One Time Funding Project	Resurfacing	SCDOT	\$ 5,897,992.09	\$ 5,534,160.00	\$ 5,534,160.00	\$ 373,832.09
Williams Road	2015-2016	15-16 SC	Resurfacing	SCDOT	\$ 1,000,000.00	\$ 809,280.00	\$ 809,280.00	\$ 190,720.00
St Paul Church Road, Calhoun Street, Grayson Road PO 29491B	2014-2015	14-15 SC	Resurfacing	SCDOT	\$ 102,007.96	\$ 102,007.96	\$ 102,007.96	\$ -

TOTALS \$ 7,000,000.05 \$ 6,435,447.96 \$ 6,435,447.96 \$ 564,552.09

EXPENDITURES FOR STATE ROAD PAVING PROJECTS AS PERCENT OF TOTAL INCOME

CTC CHAIRMAN

DATE: 10/24/16